



CHRIS LIETO - SURETECH ENDURANCE TEAM

## CONTENTS

<b>PADDLESports TEAM</b>	<b>1 - 2</b>
<b>SOFTOP/MITCHELL/WINGNUT</b>	<b>3</b>
<b>LOPEZ</b>	<b>4</b>
<b>TAKAYAMA</b>	<b>5</b>
<b>MUNOZ/INFINITY</b>	<b>6</b>
<b>LAIRD</b>	<b>7</b>

<b>BAMBOOZLE/BARK/iSUP</b>	<b>8</b>
<b>PADDLES</b>	<b>9</b>
<b>LEASHES/TRACTION/BAGS</b>	<b>10</b>
<b>ACCESSORIES</b>	<b>11</b>
<b>HEADWEAR</b>	<b>12</b>
<b>PADDLESHIRTS</b>	<b>13</b>
<b>T-SHIRTS</b>	<b>14 - 15</b>





PHOTO: SALLY



*FASTEST MAN ON WATER* **JAMIE MITCHELL**

**NOAH SHIMABUKURO** *2008 COMPETITOR OF THE YEAR*



**WATCH FOR BOTH NOAH & JAMIE  
ON THE 2009 SUP WORLD TOUR!**



LAIRD HAMILTON  
CHRIS LIETO  
GERRY LOPEZ  
HEATHER FUHR

PAULA NEWBY-FRASER  
NOAH SHIMABUKURO  
CINDI BANNINK  
JAMIE MITCHELL

JUNIOR SEAU  
PAUL HUDDLE  
TOM JONES  
MEGHAN BROWNE

GREG WELCH  
ROCH FREY  
JULIE MOSS

# PADDLESPORTS TEAM



CHRIS LIETO - PRO TRIATHLETE



NEWBY  
IRONMAN  
HALL-OF-FAME



HEATHER FUHR  
IRONMAN HALL-OF-FAME



MEGHAN BROWNE - TRIATHLETE



AMANDA



LAIRD HAMILTON



ROCH FREY - TRIATHLON COACH



GREG WELCH IRONMAN HALL-OF-FAME



JUNIOR SEAU - LINEBACKER



MARK SCRIVER





## SOFTOP



### Softop SUP 11'6"

Created by master craftsman Randy French, the 11'6" Softop SUP was designed for stability and glide. The added volume and full rail make this board the most stable stand up paddleboard on the market! Great for larger paddlers or those trying stand up paddling for the first time. The 11'6" Softop SUP is a recipe for success! Featuring a completely built in soft EVA deck pad for superior traction and grip along with an ergonomic carry handle.

Available Technologies: Softop

Dimensions:  
Nose: 20 7/8"  
Width: 32 1/8"  
Tail: 19 1/2"  
Thickness: 5 1/8"  
Volume: 247 liters  
Average weight: 40.5 lbs.

**NEW**



### Softop SUP 10'6"

With the full rail and flatter bottom, the 10'6" Softop SUP is the most stable stand up paddleboard for it's size on the water! Subtle entry rocker and added tail rocker make this board paddle fast and maneuver easily from the tail. The ideal board for larger paddlers or those trying stand up paddling for the first time.

Available Technologies: Softop

Dimensions:  
Nose: 20 3/4"  
Width: 31 1/2"  
Tail: 19"  
Thickness: 5"  
Volume: 214 liters  
Average weight: 36.3lbs.

**NEW**

## MITCHELL

## WINGNUT



### Jamie Mitchell 9'8"

One of the most prolific waterman of our time, Jamie Mitchell knows no boundaries. The 7-time Molokai to Oahu paddleboard race champion is nothing if not versatile. Whether he's paddling the treacherous Molokai channel on his paddleboard or charging death-defying waves on his SUP, Jamie is not one to back down from a challenge! Master craftsman Randy French took Jamie's versatility into consideration when designing his 9'8" SUP. The rounded pintail and moderate bottom curve allow the 9'8" JM model to handle large steep waves yet perform tight turns in the pocket.

Available Technologies: Tufflite

Dimensions:  
Nose: 18 1/2"  
Width: 28"  
Tail: 17 1/8"  
Thickness: 4 1/4"  
Volume: 135 liters  
Average weight: 23 lbs.

**NEW**



### Wingnut 11'0"

Robert August shaped the Wingnut 11'0' model to fit Wingnut's classic longboard surf style. Designed with an early entry rocker and foiled rails to give the Wingnut model a classic glide. Created specifically with riding waves in mind, this board smoothly turns and carves across waves, combining stability with performance.

Available Technologies: Tufflite

DIMENSIONS:  
N: 19 7/8"  
M: 28"  
T: 17 5/8"  
TH: 4 3/8"  
Volume: 163 litres  
Average weight: 25.6 lbs





# LOPEZ



## 10'0" Surf Music

The Surf Music shapes were designed with wave riding in mind. Many SUP designs lean more toward the paddling side. Gerry has taken the liberty of assuming the customer has already learned his paddling/balance skills and is looking to maximize his surfing performance. The bottom shape utilizes a single-to-double concave to give lift and speed in critical situations so going fast enough to make waves is not a problem. The concave bottom creates stability and the gentle rocker allows the board to slip easily through the water whether one is paddling for a wave or just cruising across a lake.

Available Technologies: TUFLITE

Dimensions:  
Nose: 19"  
Width: 28"  
Tail: 17"  
Thickness: 4"  
Volume: 134 liters  
Average weight: 23 lbs.

**NEW**



## 9'6" Surf Music

The Surf Music shapes were designed with wave riding in mind. Many SUP designs lean more toward the paddling side. Gerry has taken the liberty of assuming the customer has already learned his paddling/balance skills and is looking to maximize his surfing performance. The bottom shape utilizes a single-to-double concave to give lift and speed in critical situations so going fast enough to make waves is not a problem. The concave bottom creates stability and the gentle rocker allows the board to slip easily through the water whether one is paddling for a wave or just cruising across a lake.

Available Technologies: TUFLITE

Dimensions:  
Nose: 20"  
Width: 28 1/2"  
Tail: 17 3/4"  
Thickness: 4 1/8"  
Volume: 136 liters  
Average weight: 24.3 lbs.

**NEW**



## 8'11" Lil Darling

The Lil Darling's shape is basically a scaled down version of the Surf Music series but with a quad fin set-up. The quad fins to work very well in wave riding ... looser, faster and just as positive. The Lil Darling is an all-around hi-performance SUP surfboard designed by one of surfing's most respected waterman and craftsman

Available Technologies: TUFLITE

Dimensions:  
Nose: 20 1/2"  
Width: 28 1/2"  
Tail: 18 1/4"  
Thickness: 4 1/8"  
Volume: 126 liters  
Average weight: 20 lbs.

**NEW**







# TAKAYAMA



## Alii I 11'6"

Donald Takayama's name is synonymous with performance surfing and his Alii I retains the feel of his surfboard designs, albeit in a shape and size suitable for standup paddlers of all sizes. The largest in the line, the Alii I offers performance for larger athletes. The thruster fin set up, rounded pin tail and tapered rail create a surprisingly versatile board.

Available Technologies: Tufflite

### DIMENSIONS:

N: 21 3/8"

M: 29"

T: 17 1/4"

TH: 4 1/2"

Volume: 175 Litres

Average weight 27.5 lbs



## Alii II 11'0"

Donald Takayama sized the 11'0" Alii II to offer a performance SUP that is stable for relatively large surfers. Similar to the Alii I design, the boards tapered rails, rounded pin tail and thruster fin set up allow the Alii II to turn easily off the tail. A great hi-performance option for bigger athletes.

Available Technologies: Tufflite

### DIMENSIONS:

N: 21 3/8"

M: 28 1/2"

T: 17 1/4"

TH: 4 1/4"

Volume: 162 Litres

Average weight: 26.5 lbs



## Alii III 10'7"

The Alii III is about performance surfing on an SUP. Significantly lower volume than its larger counterpart, Donald Takayama designed the Alii III to offer versatile performance to regular athletes while demanding serious skills from heavier surfers. A thruster with a thin, narrow template and rounded pin tail, surfers favor this board for pushing the envelope of high performance surfing on an SUP.

Available Technologies: Tufflite

### DIMENSIONS:

N: 21"

M: 27 1/2"

T: 16 3/4"

TH: 4 1/8"

Volume: 140 Litres

Average weight: 25.2 lbs



## Alii IV 10'3"

The Alii IV is arguably the most progressive performance SUP in our line. Not for the inexperienced, Donald Takayama designed the Alii IV to offer ambitious surfers all they could ask for in an SUP. Once riding a wave, the narrow, thin template feels more akin to a performance longboard, allowing experienced riders to carve hard, quick turns and position themselves in the critical areas of a wave. Definitely reserved for experienced surfers or athletes with exceptional balance.

Available Technologies: Tufflite

### DIMENSIONS:

N: 20 1/2"

M: 27"

T: 16 1/2"

TH: 4"

Volume: 130 Litres

Average weight: 25 lbs





## MUNOZ



### Munoz 12'0"

The Munoz 12'0" model is the thinnest, narrowest and lowest volume board offered in the 12'0" length. Additionally, a pronounced vee bottom make this board an exciting challenge for experienced surfers and paddlers. The board is a popular choice for surfers looking for a model that offers performance SUP surfing with a crossover capability of being prone paddled or surfed like a classic longboard

Available Technologies: TufLite, Wood Veneer, Softop

#### DIMENSIONS:

N: 17 3/4"

M: 26 1/4"

T: 16 1/4"

TH: 4 1/4"

Volume: 135 Litres

Average weight(TufLite) 26.5 lbs

Average weight(Softop) 30.4 lbs

Average weight(W. Veneer) 28.6 lbs



## INFINITY



### Kuku Hoe 11'0"

Steve Boehne's Infinity Kuku Hoe 11'0" is a thicker, high volume board that offers a stable platform for larger athletes or newcomers to the sport. The board's thickness extends out to the rail for added stability. Additionally the soft curve of the upper rail gives the board a soft feeling that allows for smooth turns when riding waves. A good choice for the recreational user looking for a board that can be comfortably paddled in all conditions.

Available Technologies: TufLite

#### DIMENSIONS:

N: 21 7/8"

M: 28 3/8"

T: 17"

TH: 4 3/4"

Volume: 169 Litres

Average weight: 25.6 lbs.



### Kuku Hoe 10'0"

Steve Boehne's Infinity Kuku Hoe 10'0" is a relatively large board for its length. The added thickness creates a stable platform for larger athletes or newcomers to the sport. The board's thickness extends out to the rail for added stability. Additionally the soft curve of the upper rail gives the board a soft feeling that allows for smooth turns when riding waves. A good choice for the recreational user looking for a board that they can be comfortably paddle in all conditions.

Available Technologies: TufLite

#### DIMENSIONS:

N: 21 7/8"

M: 28 3/8"

T: 17"

TH: 4 3/4"

Volume: 162.7 Litres

Average weight : 25 lbs





## LAIRD



### Laird 12'1"

Ron House worked closely with recognized waterman Laird Hamilton to shape our original 12'1". The 12'1" is a very high volume board with a wide design and flat bottom for stability and speed and a pulled in tail and hard rail edges for performance. Designed as our optimal crossover board for both flat-water and wave riding. A popular choice among bigger athletes.

Available Technologies: Tuflite, Wood Veneer, Softop

#### DIMENSIONS:

N: 21"  
M: 31"  
T: 19 1/4"  
TH: 4 1/8"

Volume: 225 Litres  
Average weight(Tuflite) 30.4 lbs  
Average weight(Softop) 39.5 lbs  
Average weight(W. Veneer) 32.9 lbs



### Laird 11'6"

Smaller and narrower than its larger counterpart, the 11'6" Ron House is still one of the more stable boards in the Surftech SUP line. The board offers a flat bottom for stability and speed and a pulled in tail and hard rail edges for performance. A crossover board for using either for flat-water paddling or wave riding.

Available Technologies: Tuflite, Wood Veneer, Softop

#### DIMENSIONS:

N: 20 3/4"  
M: 29"  
T: 16"  
TH: 4 3/8"

Volume: 195 Litres  
Average weight(Tuflite) 25.2 lbs  
Average weight(Softop) 30.8 lbs  
Average weight(W. Veneer) 27.2 lbs



### Laird 11'0"

Flat bottom for stability and speed and a pulled in tail and hard rail edges for performance the 11'0" retains the definitive design of the Ron House range. Differently, the 11'0's shorter and narrower design template defines a low volume board that is significantly more performance focused. A popular choice among skilled or lightweight athletes who are experienced on the water. Requiring greater focus on balance, the board offers flatwater paddlers a serious workout.

Available Technologies: Tuflite, Wood Veneer, Softop

#### DIMENSIONS:

N: 20"  
M: 27"  
T: 15 1/2"  
TH: 4 1/4"

Volume: 168 Litres  
Average weight(Tuflite) 24.6 lbs  
Average weight(Softop) 28.2 lbs  
Average weight(W. Veneer) 26.6 lbs



### Laird 10'0"

The high performance model of the range, the 10'0" is a popular choice for waveriding. Relatively stable due to the flat bottom surface, the board's comfortable size allows for easy transportation and is considerably more maneuverable than its larger counterparts. Requiring greater focus on balance, the board offers flatwater paddlers a serious workout.

Available Technologies: Tuflite, Wood Veneer, Softop

#### DIMENSIONS:

N: 20 1/2"  
M: 27"  
T: 16 1/8"  
TH: 4 3/8"

Volume: 158 Litres  
Average weight(Tuflite) 23.8 lbs  
Average weight(Softop) 25.4 lbs  
Average weight(W. Veneer) 25.7 lbs





# LAIRD



## 14'0" Laird

The Laird "Coast Runner" is your long distance touring or racing board. Designed with a low entry rocker and super low tail rocker, the "Coast Runner" glides effortlessly through the water and easily gains speed with each stroke. Whether your coast is the Pacific or Atlantic Ocean, Great Lakes, Colorado River or Lake Tahoe, the Laird Coast Runner is your ultimate touring board!

### ADDED FEATURES:

Stainless steel inserts provide countless storage & accessory options for the touring paddler.

Available Technologies: TUFLITE

### Dimensions:

Nose: 19 7/8"  
Width: 30 5/8"  
Tail: 12 7/8"  
Thickness: 5 1/4"  
Volume: 286 liters  
Average weight: 34.4 lbs.

**NEW**



## 11'0" Laird

The Pearson Arrow Laird Hamilton is a highly refined SUP that incorporates specific design characteristics for extreme performance. The narrow pintail and increased curve provide tighter, easier and flowing turns with maximum control. The foiled rails provide sensitivity while the wide nose with moderate concave makes for long stable nose rides and the low entry rocker provides speed and easy wave entry.

Available Technologies: TUFLITE

### Dimensions:

Nose: 23"  
Width: 29 1/2"  
Tail: 17 1/2"  
Thickness: 4 3/8"  
Volume: 165 liters  
Average weight: 27.2 lbs.

**NEW**



## 10'6" Laird

The Pearson Arrow Laird Hamilton is a highly refined SUP that incorporates specific design characteristics for extreme performance. The narrow pintail and increased curve provide tighter, easier and flowing turns with maximum control. The foiled rails provide sensitivity while the wide nose with moderate concave makes for long stable nose rides and the low entry rocker provides speed and easy wave entry.

Available Technologies: TUFLITE

### Dimensions:

Nose: 23"  
Width: 29 3/4"  
Tail: 18"  
Thickness: 4 3/8"  
Volume: 154 liters  
Average weight: 26.5 lbs.

**NEW**







## BAMBOOZLE



### 9'6" Bamboozle

The 9'6" Bamboozle features a hi-performance shortboard outline with pulled in nose and rounded square tail. This design coupled with a deep single concave through the middle and moderate v-bottom off the tail is a classic hi-performance surf design. The bottom contour creates lift in the middle and front of the board while the moderate "V" through the tail allows for easy rail-to-rail turning. The 9'6" Bamboozle is your everyday hi-performance SUP. Built with our earth friendly Bamboo Natural Composite construction.

Available Technologies: Bamboo Natural Composite

Dimensions:  
Nose: 17 1/2"  
Width: 29"  
Tail: 17 3/4"  
Thickness: 4 3/4"  
Volume: 132 liters  
Average weight: 26.5 lbs.

**NEW**



### 8'8" Bamboozle

The 8'8" Bamboozle blends a deep single concave from the nose to just in front of the fins with a moderate v-bottom through the fins and off the tail. This bottom contour creates lift in the middle and front of the board while the moderate "V" and double-wing swallow tail allows for easy rail-to-rail turning. The 8'8" Bamboozle is your hi-performance SUP for ocean and river surfing. Built with our earth friendly Bamboo Natural Composite construction.

Available Technologies: Bamboo Natural Composite

Dimensions:  
Nose: 18 1/2"  
Width: 28.5"  
Tail: 19 1/4"  
Thickness: 4 1/2"  
Volume: 130 liters  
Average weight: 23 lbs.

**NEW**

## BARK



### 14'0" Expedition

The 14' Bark Expedition is the ultimate stand up paddle touring vessel. The result of over two years of R&D and tested in locations such as Lake Tahoe California, Coeur d'Alene Idaho, Lake Placid New York, Long Beach California and Oahu Hawaii. The 14' Expedition was specially designed for long distance paddling and touring on any body of water you choose.

**ADDED FEATURES:**  
Stainless steel inserts accommodate handles, paddle holders, webbing, water bottle cage, GPS devise etc.

Available Technologies: TUFLITE

Dimensions:  
Nose: 12 3/8"  
Width: 29 1/4"  
Tail: 13 1/4"  
Thickness: 5 3/16"  
Volume: 235 liters  
Average weight: 32 lbs.

**NEW**



### iSup 10'6" Inflatable

The 10'6" iSup was designed to be versatile! Whether you're a beginning paddler or advanced, a stand up paddle surfer or river rat, the 10'6" iSup is easy to travel with and easy to inflate. Extremely stable yet highly maneuverable whether you're exploring lakes, tackling whitewater or ripping the surf, the 10'6" iSup is a fun, easy way to get out on the water.

Surftech's Drop Stitch inflatable construction provides tremendous rigidity by joining the 1000 denier outer shell with thousands of internal drop-stitch fibers. Inflate to more than 10 PSI for incredible rigidity and performance.

Available Technology: Inflatable

**Features & Components:**  
\* Durable portaging backpack  
\* Nose and tail D-rings  
\* EVA deck pad  
\* Three fin (skeg) set-up  
\* High-pressure 2-way air pump  
\* Center nylon carrying handle  
\* One-way air valve  
\* Reinforced seams

Dimensions:  
Nose: 21.5 "  
Width: 29.75"  
Tail: 18"  
Thickness: 4.25"  
Capacity: 250 lbs.  
Weight: 31 lbs.

**NEW**

## ISUP






## PADDLES

### Venture

Our introductory crossover paddle for both the flatwater and waveriding SUP market. With a strong, lightweight aluminum shaft and 12 degree angled durable plastic blade with structural rib, the Venture is a perfect paddle to introduce you to stand up paddling.

Available sizes:

60"  
68"  
74"  
78"  
82"



### Nautical

The Nautical is our premier flat water paddle designed to pull a maximum amount of water with every stroke. Whether connecting swells on a downwind run or battling it out in a flat water sprint, the Nautical is the paddle you want for optimum glide.

Construction options:

- Full Fiberglass
- 50% Carbon/Fiberglass Composite
- 100% Carbon



**NEW**

### San-O

The San-O offers surfers a large surface area blade suited for strong and aggressive paddlers racing over flat water or charging powerful surf. The San-O's 9" wide blade design and 120 bend maximizes your power output and ease of entry per stroke.

Construction options:

- Full Fiberglass
- 50% Carbon/Fiberglass Composite
- 100% Carbon



**NEW**







## ACCESSORIES

### Bomber Leash

Perfect all conditions leash. The Bomber leash features a double swivel  $\frac{1}{4}$ " maximum strength urethane cord, patented TechLock rail saver, double thermoformed Breathoprene ankle cuff and precision molded fittings.

Available lengths:

9' x  $\frac{1}{4}$ "  
10' x  $\frac{1}{4}$ "



### SUP Coil Leash

Reduces drag by keeping your leash up on the back of your board and out of the water. Features a maximum strength, double swivel urethane coiled cord, triple wrap rail saver and precision molded fittings. Coiled cord extends to maximum of 11'.

Available length:  
11' x  $\frac{1}{4}$ " outstretched

**NEW**



### Traction

Surftech traction offers a premium, soft EVA pad with superior adhesive. Offered in multiple pieces to fit most SUP boards, the pad is a great addition to any of our TufLite or Wood Veneer models.

Available in all grey or grey camouflage



### SUP Board Bags

Protect your investment with our ultra protective SUP board bags. Built with  $\frac{3}{8}$ " foam padding, PU coated ripstop nylon,  $\frac{3}{16}$ " rail guard around zipper to protect the tail of your board, heat reflective tarpaulin bottom and heavy-duty corrosion resistant zippers. Equipped with exterior storage pocket, removable tarpaulin changing mat and padded shoulder strap.

Available lengths:

9'6" x 32"  
10'6" x 32"  
11'6" x 33"  
12'6" x 36"

**NEW**








## ACCESSORIES

### Surftech EZ Plug

Surftech EZ Plugs are an easy way to apply surface mounted accessory attachments such as handles, webbing, D-Rings, Carabiners etc. to your board. Application is quick and easy using a 3M high-bond peel and stick adhesive.

**NEW**



### Surftech EZ Plug Handle

Surftech EZ Plug handles are ideal for added carrying options for your SUP, canoe, kayak and other marine craft. Quick and easy to apply the Surftech EZ Plug Handle holds up to 45 pounds. Features durable weather proof rubber handle and webbing, strong nylon cord, flexible EZ Plug attaches to curved or flat surfaces.

**NEW**



Available in both a Flat handle which lies flat on the surface and a soft, curved Contoured handle that's easy to grip.

### Surftech Paddle Guard

Surftech Paddle Guard is designed to protect the edges of your paddle blade, the rails of your board and your body from damage.

Although it protects your paddle, it will not affect your paddles performance.

**NEW**



### Surftech Rail Tape

Surftech Rail Tape is designed to protect the rails of your stand up paddleboard from nicks, scratches and dings. In addition, the textured rail tape provides excellent grip when carrying and handling the board.

**NEW**











## SUP APPAREL 2009

**STYLE #:** - FlexFit-Mesh-Cap-WHT  
- FlexFit-Mesh-Cap-BLK

**PRICE:** \$12.00

**NAME:** FLEX-FIT MESH CAP

**COLOR:** BLACK

**SIZES:** S/M L/XL

☐ ☐

**COLOR:** WHITE

**SIZES:** S/M L/XL

☐ ☐

**DESCRIPTION:** - 6-panel, structured mid-profile fitted cap  
- 3 1/2" crown, and 8 rows of stitching on visor  
- Fused buckram sewn into front of crown, with silver under-visor

BLACK



WHITE



**STYLE #:** - Surfttech\_Super-Visor-BLK  
- Surfttech\_Super-Visor-WHT

**PRICE:** \$11.00

**NAME:** SUPERVISOR

**COLOR:** BLACK

**ONE SIZE ADJUSTABLE**

**SIZES:** ☐

**COLOR:** WHITE

**ONE SIZE ADJUSTABLE**

**SIZES:** ☐

**DESCRIPTION:** - The most comfortable visor you will ever wear!  
- AquaTrans® elastic band for fast moisture transfer and a comfortable fit  
- Quick drying Coolmax® fabric shell  
- CoolMax® terry headband keeps the perspiration out of your eyes  
- 100% machine washable

BLACK



WHITE







**STYLE #:** - 2-Tone-Dri-Fit-Rashie-OLV  
- 2-Tone-Dri-Fit-Rashie-BLK

**PRICE:** \$ 21.00

**NAME:** 2-TONE DRI-FIT RASHIE

**COLOR:** OLIVE/MOSS

**SIZES:** ☐ S ☐ M ☐ L ☐ XL ☐ XXL

**COLOR:** CHARCOAL/BLACK

**SIZES:** ☐ S ☐ M ☐ L ☐ XL ☐ XXL

**DESCRIPTION:** 100% Polyester, moisture wicking fabric  
UV-resistant and anti-microbial finish  
Great for long training paddles or just  
to protect your skin from the sun.

OLIVE/MOSS S/S



FRONT

CHARCOAL/BLACK S/S



FRONT

**STYLE #:** - Solid-Paddle-Shirt-BLK  
- Solid-Paddle-Shirt-WHT

**PRICE:** \$ 23.50

**NAME:** SOLID PADDLE SHIRT

**COLOR:** BLACK

**SIZES:** ☐ S ☐ M ☐ L ☐ XL ☐ XXL

**COLOR:** WHITE

**SIZES:** ☐ S ☐ M ☐ L ☐ XL ☐ XXL

**DESCRIPTION:** 80% Polyester, 20% Lycra  
Loose-fit paddle shirt

BLACK S/S

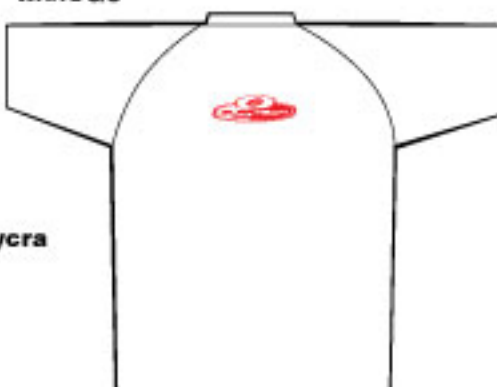


FRONT



BACK

WHITE S/S



FRONT



BACK





**STYLE #: IRIE-SUP-SS-T**

**PRICE: \$11.00**

**NAME: IRIE**

**COLOR: BLACK**

**S M L XL XXL**

**SIZES:** ☐ ☐ ☐ ☐ ☐

**DESCRIPTION: 100% COTTON T**

**BLACK S/S**



**FRONT**



**BACK**

**STYLE #: - iSup-SUP-SS-T-BLK  
- iSup-SUP-SS-T-WHT**

**PRICE: \$11.00**

**NAME: ISUP**

**COLOR: BLACK**

**S M L XL XXL**

**SIZES:** ☐ ☐ ☐ ☐ ☐

**COLOR: GREEN**

**S M L XL XXL**

**SIZE:** ☐ ☐ ☐ ☐ ☐

**DESCRIPTION: 100% COTTON T**

**BLACK S/S**



**FRONT**



**BACK**

**DAYGLO GREEN S/S**



**FRONT**



**BACK**





**STYLE #:** Silhouette-SUP-SS-T

**PRICE:** \$11.00

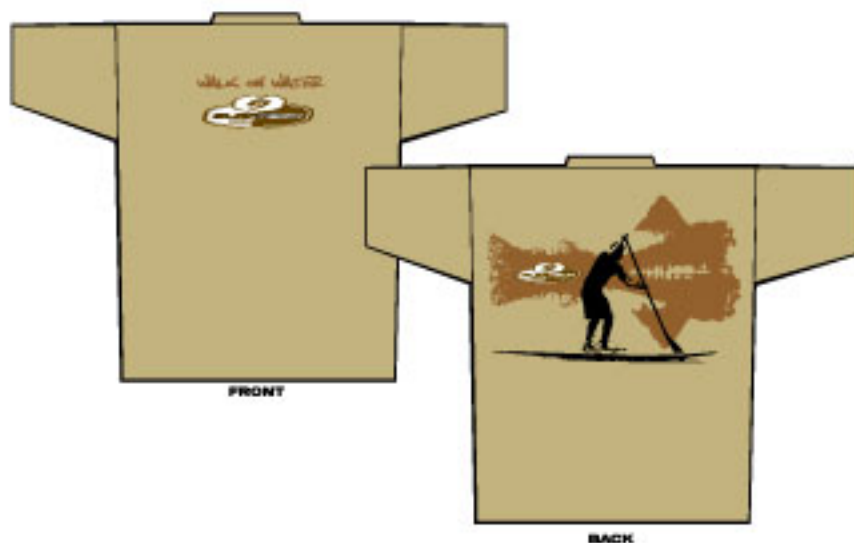
**NAME:** SILHOUETTE

**COLOR:** CAMEL

**SIZES:** ☐ S ☐ M ☐ L ☐ XL ☐ XXL

**DESCRIPTION:** 100% COTTON T

**CAMEL S/S**



**STYLE #:** - Paddlesports-SUP-SS-T-BLK  
- Paddlesports-SUP-SS-T-GRY  
- Paddlesports-SUP-SS-T-WHT

**PRICE:** \$11.00

**NAME:** PADDLESPORTS

**COLOR:** BLACK

**SIZES:** ☐ S ☐ M ☐ L ☐ XL ☐ XXL

**COLOR:** GREY


**SIZES:** ☐ S ☐ M ☐ L ☐ XL ☐ XXL

**COLOR:** WHITE

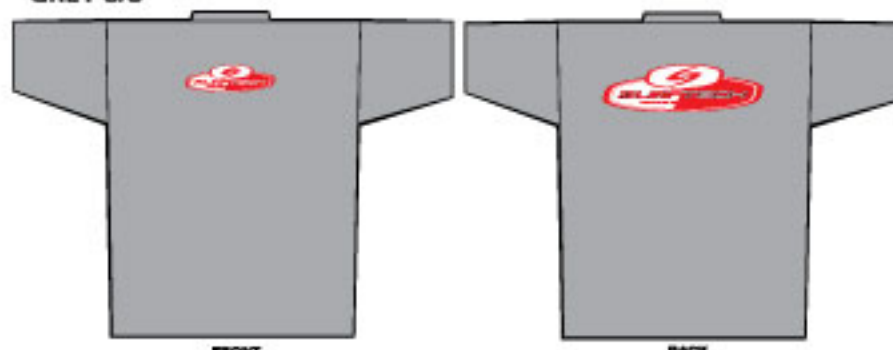
**SIZES:** ☐ S ☐ M ☐ L ☐ XL ☐ XXL

**DESCRIPTION:** 100% COTTON T

**BLACK S/S**



**GREY S/S**



**WHITE S/S**

