




Riders: Sean Poynter / Photographer: Ben Thourard / Location: Bhit

With light durable award winning performance designs,  
Starboard continues as the trendsetter and world leader.  
[WWW.STAR-BOARD-SUP.COM](http://WWW.STAR-BOARD-SUP.COM)



Rider: Julia Forke, Franz Orsi / Photographer: Stefano Florio / Location: Iceland

**STARBOARD**  
INNOVATION QUALITY



Research and development in a nut shell.

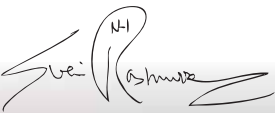
We offer the widest range of boards ensuring that you will find the perfect choice for your paddle level, weight and conditions. Our workshop and CNC room is directly connected to our water front office, so time between idea to testing can be down to 48 hours. It's the sense of urgency and excitement that drives our organisation. We wish to bring out well proven concepts ahead of its time, to ensure that we serve a useful role in our sport.

Our main composite board manufacturer is down the road and we send our Inflatable boards through our own quality control systems. Mathieu Rauzier, Scott Mc Kercher and myself have over the years pushed through exciting developments that today simply are mainstream offerings. We made the first wide boards over 31" to 39", the first production boards under 10', 9',8' and 7'. We even introduce the inserted handle and full EVA deck to SUP.

At time our innovations may look quite nuts, but be aware that the Nut is the next big thing and yet another concept that we bring to the sport of paddle boarding.

Take a look at our 6 new Touring boards, which we believe are the perfect choice for most riders that simply wish to paddle in a variety of conditions. Check out the Astro, the most exciting inflatable line to date and also experience their cool and reliable accessories.

We have been building boards for world champions and newcomers for over 20 years. I would like to thank everyone for your help and support over those challenging and fun years.

  
Svein Rasmussen



Cheers  
to another  
20 Tiki years

Svein spent 15 years on the Windsurfing tour, brought home numerous World and European titles and also finished second in the LA Pre Olympics. 20 years ago he founded Starboard, the brand that in Windsurfing has brought home more constructors titles than Ferrari and Red Bull combined. In SUP Starboard naturally evolved as the industry benchmark and leads the innovation and quality by bringing products to market a few years ahead of the competition. Svein is testing most boards and takes an active part in the design cycle of all boards and paddles.

📍 STARBOARD Headquarters, Lake Taco, Thailand

Photographer: Koldt Black Location: Lake Taco

CONTENTS

02-03	Intro
04-05	Team
06-07	R&D Team
08-09	Board Range Overview
10-11	Technology Overview
12-13	Performance Overview
14-15	Innovation and Quality / Fins
16-17	Paddle Overview
18-19	Blade Tech / Blade Shape
20-21	Shaft Tech / Fixed / Adjustable / Handle
•22-23	<b>All Round Overview</b>
24-25	12'0"x36" Atlas Extra / 12'0"x33" Atlas / 12'0"x32" Big Easy
26-27	11'2"x30" Blend / 10'5"x30" Drive
•28-29	<b>Surf Overview</b>
30-31	Big Bone: 11'2"x36" Avanti / 10'0"x34" Whopper / 9'0"x33" Hero
32-33	Widepoint: 10'5"x32" / 9'5"x32" / 8'10"x32" / 8'2"x32"
34-35	Surf 30": 10'0"x30" Nose Rider / 9'8"x30" Element
36-37	Surf 30":9'5"x30" Converse Plus / 9'0"x30" Converse / 8'5"x30" Pocket Rocket
38-39	Surf 30": 11'2"x30", 9'5"x29", 9'0"x28.5" Nut
•40-41	<b>Surf Pro Overview</b>
42-43	9'0"x29" / 8'5"x29" / 8'0"x29" Pro
•44-45	8'0"x28" / 7'7"x27" / 7'4"x25.5" / 7'1"x24" Pro
46-47	<b>Surf Fish Overview</b> / 8'8"x31.5" Airborn
•48-49	7'10"x31.5" / 7'10"x30" / 7'4"x28.5" Airborn
50-51	<b>Race Overview</b>
52-53	Race Technology / Performance Chart
54-55	Surf / Downwind - All Star
56-57	Flat Water - Sprint
58-59	All Water - Race
60-61	All Water - Ace
62-63	17'6"x23" Sprint (Unlimited) / 17'4"x28" Ace GT (Unlimited)
•64-65	<b>Exploring Overview</b>
66-67	14'0"x30" Expedition / 14'0"x30 Elite Touring
68-69	12'6"x31.5, 12'6"x30", 11'6"x29.5" Elite Touring
70-71	10'6"x29.5", 9'6"x29.5" Pocket Touring
72-73	12'2"x32" Freeride XL / 12'2"x30" Freeride 11'6"x29.5" Paddle For Hope
74-75	11'2"x39" Fisherman / 10'5"x35" Hybrid
•76-77	<b>Astro Inflatable Overview</b>
78-79	Astro Technology / Astro Pump / Astro Bag
80-81	14'0", 12'6" Racer / 16'0"x32" Touring Unltd./
82-83	14'0"x31", 12'6"x31, 11'6"x30" Touring
84-85	12'0"x33" Atlas /11'2"x32" Blend / 10'5"x30" Drive
86-87	10'0"x35" Whopper / 9'0"x30" Converse / 8'2"x32" Wide Point
88-89	11'2"x40" Tender / Astro Fisherman / Explorer
90-91	11'2"x40" Yoga 40 / 11'2"x32" Yoga Crossover
92-93	10'0"x35" Yoga Dashama
94-95	9'6"x36" Stream / 12'0"x28" Ocean Rescue
•96-97	<b>Kids Overview</b>
	10'6"x24" All Star Jr. / 10'6"x25" Astro Jr.
98-99	8'0"x28" Astro Tiki / 7'4"x25.5" PRO
100-102	WindSUP
103-104	Accessories
105-108	Apparel
109-110	Network
111-112	Thank you



DREAM TEAM



CONNOR BAXTER



SHAKIRA WESTROP



GAETAN SENE



PASCAL POUGET



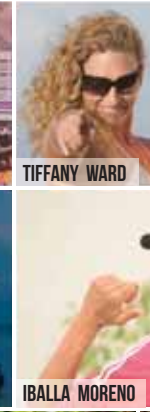
TITOUAN PUYO



ANNABEL ANDERSON



BENOIT CARPENTIER



TIFFANY WARD



OSWALD SMITH



TAMA AUDIBERT



ZANE SCHWEITZER



DYLAN FRICK



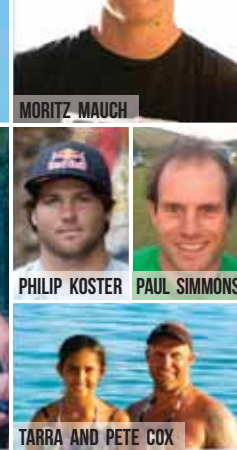
JUSTIN HOLLAND



VILAYTA BAJAMAR



MARIE BUCHANAN



MORITZ MAUCH



GUNTER BERGER



BJORN DUNKERBECK



BOUJMAA GUILLOUL



BEAU O'BRIAN



SEAN POYNTER



TOMO MURABAYASHI



DAN GAVERE



ANNE-MARIE REICHMAN



NATIONAL TEAM



## MATHIEU RAUZIER



Waking up in the south of France on the road to convert new souls to our beautiful sport during our SUP Tiki Tour is the best reward after wrapping up a long and successful R&D season.

I can finally transform myself from Design Manager to customer and enjoy the gear we produce, all the while visualizing what is next.

2015 development has been a fantastic journey, with more new models than we ever had before.

A brand new line of inflatable paddle boards featuring an exclusive 4.75" Dropstitch and an amazing finish, is capable of challenging today's composite boards.

Some of our latest innovations include: the largest line of super-slick, stable and fast Touring boards, faster than fastest Race Program, innovative Nut shape bringing SUP longboards back in the game, a larger Air Born for those who couldn't ride this best-selling board, including some much reworking and updating in Surf Range.

A plethora of prototypes, endless time on the CNC machine, countless plane tickets, hours of water time, numerous factory visits and incredible amount of work from all the crew have enabled us to proudly present the best range in the market.

An incredible line-up of products for all conditions, skills and ages.

Mathieu Rauzier  
R&D manager



At 22, I'm Starboard's new Tiki young gun. Paddle boarding continues to evolve quickly and Starboard is leading the way with new innovations. My position sits at the intersection between market, sales network and our internal processes: the product, development, marketing and logistics teams within Starboard. I'm working with a fantastic team to develop the greatest range, provide the best service, keenest prices and the finest products is my mission.

Constantly moving around the world to our distribution network, racking up mile-after-mile, visiting countless shops, I collect vital feedback to share with

## Benoit Peignier



One year... Already.

Being 100 percent committed to your job and to the development of the best products, really puts you on another time line.

I can still recall checking the first 2015 paddle samples like it was just yesterday. Yet here we are, already releasing them to the wild world of paddle boarding.

2015 has been a year dedicated to a drastic improvement of our products : QC has been pushed to new boundaries, every single aspect of the paddle has been studied, understood and improved and every part of the process has been done and redone a million times over, to ensure they are optimized.

The result is a competitive, stronger, (more flexible for some items) and consistent paddle.

It was a really intense and interesting year. I learned so much and all that knowledge will help me to offer you even better products next year and the year after that! Tiki Spirit (baby)!

See you on the water!

Benoit Peignier  
Paddle and accessory manager

## Clement Morandiere

the Starboard team. We work with such amazing passion at our HQ; our large family and fantastic brainstorming bringing you nothing but the best.

Congratulations to all the crew, with a special mention for Mat who does an amazing job, continuing to put smiles on everyone's faces. SUP offers a fantastic opportunity for everyone to get on water and start a new lifestyle.

Share your passion. Share your vision. Live the Tiki waterman life. Now.

Clément Morandière,  
International Sales Rep

## SCOTT MCKERCHER



Once again the pace of development has been relentless in seeking to make the board you ride an easier more pleasurable experience from the moment you first pull it out of the box.

A keen eye will be able to notice some of the changes that have improved in the new models. In others, though, the differences are more subtle yet massively obvious on the water and when riding a wave.

Par example... On the 8'5" Pocket Rocket, it's pretty easy to see the nose has been pulled in and the rails refined, not just to make it more beautiful, but to help when the waves get a bit more hollow. But that's not what made the biggest difference. 5mm of extra rocker (at the front foot) made the board much smoother when dropping into a wave, allowing you to trim earlier, especially if the waves are steeper.

In other boards, they would work better in certain conditions, leading us to think we had a superior board to the current production, then tested again in another location, to find that the current model was unable to be beaten.

For example the 8'0" x 28" Pro had so many incarnations that were better on your backhand, or in larger surf, but then couldn't out do the old one in smaller to medium surf on your forehand. And the differences once again were minimal to the eye, but massive on the water.

And it's not just the Pro range and shorter boards that get this attention to detail. Unlike other brands, where I see their entry level boards are quite low performance and they don't update, every board has recently been overhauled to make sure at every level you're getting the most enjoyable, easy to progress board under your feet.

And that's what makes my job so much fun. There's been a lot of work, modifications and travel, but also a lot of different waves in different locations to reflect on. When I look at the new models, I can see not only the new board, but also the waves that were ridden to get them here, which is a blessedly unique job by-product.

Scott Mckercher  
Board Designer



## AUDEN

Every year I am always excited to see new cutting-edge designs from our product development team. From sample to production, I have to make sure that nothing is lost in translation, and that it happens and smoothly and efficiently. Many "i's" must be dotted and "t's" crossed to make sure that you the customer get the best final product that encapsulates every aspect of our team's competitive advantage. Being a paddler myself I truly understand what it means to use a product that bears so much care and attention to detail. It ensures your experience on the water will be the best it can be. So get out there and enjoy the ride.

Auden Putthawong  
Production Manager

## NIMIT



With the experience of shaping thousands of boards over 25 years, Nimit is without question, one of the master shapers of the world.

His role in Starboard is to produce prototypes that later become masters for molds, which then become the final product for the stores.

He's involved at every stage of the boards development and doesn't just shape the board and then hand it over to others to glass. He cuts the foam, shapes it, wraps the PVC, re shapes, laminates, re shapes, and then final putties.

Then when a board is considered good enough to surpass its predecessor, (Or a new successful design) he will then do the final mastering to make sure it's absolutely millimeter perfect.

But the absolute precision of shaping is the easy part for Nimit. It's when someone in the design team decides they want to make changes to either the rocker bottom shape, deck volume or multitude of apparently impossible tasks that he is really in his element. With a little nod of his head he'll move off and start doing something that has me shaking my head, never ceasing to amaze.

The latest innovation is the transformation of his shaping bay to one of the most high tech dust free bays ever seen. Every tool has had custom attachments (designed and fitted by Nimit), so that every stroke of surform, or grinder, has foam or glass vacuumed directly away.

Truly one of the unsung heroes of the shaping world.



## THE CREW

A big thanks to the best crew you could wish for: Horn, helping with spec, warranty and workshop, keeps the liaison between factory and customer moving efficiently. Pop, Tee and Kob are working day and night to keep up with a fast CNC machine spitting out new blanks every day! Pracha is now our new CNC operator making up to two prototypes a day. We now have a rhythm of work that is unstoppable and I am so grateful to everybody for all we were able to accomplish this year.

Mat Rauzier  
R&D manager



# BOARD OVERVIEW

## ALL ROUND



Provides enough glide for flat-water cruising, good stability for catching waves and exciting performance once up and riding.

12'0" X 36" **ATLAS EXTRA**  
12'0" X 33" **ATLAS\***  
12'0" X 32" **BIG EASY**  
11'2" X 30" **BLEND\***  
10'5" X 30" **DRIVE**

\* 2015 NEW MODELS

## BIG BONE 33"- 36"



High performance, yet stable shapes for dedicated wave riding. Sizes 10'0" and above also for cruising.

**BIG BONE**  
11'2" X 36" **AVANTI\***  
10'0" X 34" **WHOPPER**  
9'0" X 33" **HERO**

## WIDE POINT 32"



**WIDE POINT**  
10'5" X 32" **WIDE POINT**  
9'5" X 32" **WIDE POINT**  
8'10" X 32" **WIDE POINT\***  
8'2" X 32" **WIDE POINT**

## SURF 30"



**SURF 30"**  
11'2" X 30" **NUT\***  
9'5" X 29" **NUT\***  
9'0" X 28.5" **NUT\***  
10'0" X 30" **NOSE RIDER**  
9'8" X 30" **ELEMENT\***  
9'5" X 30" **CONVERSE+**  
9'0" X 30" **CONVERSE\***  
8'5" X 30" **POCKET ROCKET\***

## SURF/PRO



High performance PRO shapes.

9'0" X 29" **PRO**  
8'5" X 29" **PRO\***  
8'0" X 29" **PRO\***  
8'0" X 28" **PRO\***  
7'7" X 27" **PRO\***  
7'4" X 25.5" **PRO**  
7'1" X 24" **PRO**

## SURF FISH



High performance Surf Fish will make you rip on smaller waves.

8'8" X 31.5" **AIR BORN\***  
7'10" X 31.5" **AIR BORN**  
7'10" X 30" **AIR BORN**  
7'4" X 28.5" **AIR BORN**

## SURF/DOWN WIND



The All Star provides amazing glide while maintaining stability and control to surf in breaking waves during beach racing.

14'0" X 28" **ALL STAR**  
14'0" X 25" **ALL STAR\***  
14'0" X 23" **ALL STAR\***  
12'6" X 28" **ALL STAR**  
12'6" X 26" **ALL STAR\***  
12'6" X 25" **ALL STAR\***  
12'6" X 24" **ALL STAR\***

## ALL WATER



The Race is a one board quiver that works in flat water racing and ocean races. The ACE boards set a new standard in choppy water performance.

14'0" X 27" **RACE\***  
14'0" X 25" **RACE\***  
12'6" X 27.5" **RACE\***  
12'6" X 25.5" **RACE\***  
17'4" X 28" **ACE GT\***  
14'0" X 25" **ACE\***  
14'0" X 23.5" **ACE\***  
12'6" X 25" **ACE\***  
12'6" X 24" **ACE\***

## FLAT WATER / UNLIMITED



The fastest flat-water board. Speed without compromise.

17'6" X 23" **SPRINT (UNLIMITED)**  
14'0" X 23" **SPRINT\***  
12'6" X 25" **SPRINT\***

## EXPLORING



Explore with fast and stable boards. The Touring line is a new dimension for paddlers wanting the most out of their journey.

14'0" X 30" **EXPEDITION\***  
14'0" X 30" **ELITE TOURING\***  
12'6" X 31.5" **ELITE TOURING\***  
12'6" X 30" **ELITE TOURING\***  
11'6" X 29.5" **ELITE TOURING\***  
10'6" X 29.5" **POCKET TOURING\***  
9'6" X 29.5" **POCKET TOURING\***  
12'2" X 32" **FREERIDE XL**  
12'2" X 30" **FREERIDE**  
11'6" X 29.5" **PADDLE FOR HOPE\***  
11'2" X 39" **FISHERMAN\***  
10'5" X 35" **HYBRID**

## ASTRO INFLATABLE



Stiffer, stronger and easier to inflate, lets go fishing, yachting, yoga boarding and white water paddling.

**RACER**  
14'0" X 26" **ASTRO RACER\***  
12'6" X 26" **ASTRO RACER\***  
  
**EXPLORING**  
16'0" X 32" **ASTRO TOURING UNLIMITED\***  
14'0" X 31" **ASTRO TOURING\***  
12'6" X 31" **ASTRO TOURING\***  
11'6" X 30" **ASTRO TOURING\***

**ALLROUND**  
12'0" X 33" **ASTRO ATLAS\***  
11'2" X 32" **ASTRO BLEND\***  
10'5" X 30" **ASTRO DRIVE\***  
  
**SURF**  
10'0" X 35" **ASTRO WHOPPER**  
9'0" X 30" **ASTRO CONVERSE**  
8'2" X 32" **ASTRO WIDE POINT**

**SPECIALTY**  
11'2" X 40" **ASTRO FISHERMAN**  
11'2" X 40" **ASTRO TENDER**  
11'2" X 40" **ASTRO EXPLORER**  
11'2" X 40" **ASTRO YOGA 40**  
11'2" X 32" **ASTRO YOGA CROSS OVER\***  
10'0" X 35" **ASTRO YOGA DASHAMA\***  
9'6" X 36" **ASTRO STREAM**  
12'0" X 28" **ASTRO OCEAN RESCUE**

## KIDS



Get into the sport early with properly scaled gear. Evolve into the next pro generation.

10'6" X 24" **ALL STAR JUNIOR**  
10'6" X 25" **ASTRO JUNIOR**  
8'0" X 28" **ASTRO TIKI**  
7'4" X 25.5" **PRO**



# TECHNOLOGY overview

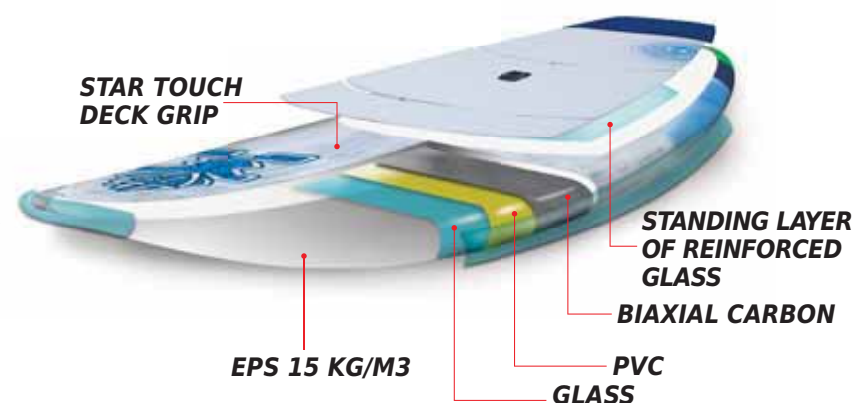
STARBOARD IS BASED CLOSE TO THE MANUFACTURER AND HAS REGULARLY FOLLOWED UP WITH QUALITY OF PRODUCTION FOR OVER 20 YEARS.

## BRUSHED CARBON



- Starboard Brushed Carbon technology uses 15 kg/m<sup>3</sup> fused, precision molded Cellcore for light weight and water resistance. A full deck, bottom and rail wrap of high density PVC foam makes the board stronger for impact and hugely increases overall hull strength.
- The ultra light biaxial and unidirectional carbon fibers with optimized angles wrap the entire board, introducing flex and reflex patterns in paddle boarding.
- A well suited flex pattern with great reflex is essential for getting the most out of your wave riding. The sensational light weight increases carving ability and acceleration.
- The weight saving further allows you to paddle longer with less energy consumption.

**LIGHTEST WEIGHT, QUICKEST RESPONSE  
STRONGEST BUILD.**

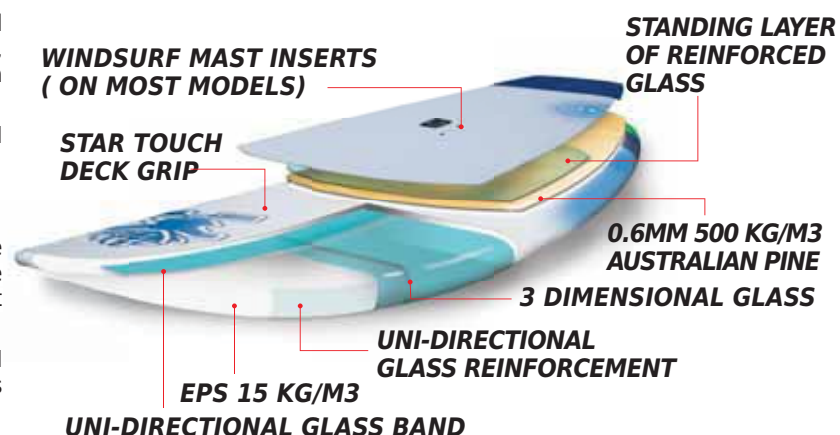


## AST ELECTRIC



- The Advanced Sandwich Technology has a 15 kg/m<sup>3</sup> fused cell core for light weight and increased water resistance.
- A three-dimensional glass laminate is wetted out with high grade expanding epoxy resin, creating a thicker impact resistant outer skin with increased overall hull strength.
- A 500 kg/m<sup>3</sup> veneer of 0.6mm uni-directional Australian Pine forms an outer layer on the deck resulting in extra impact resistance, rigidity and further improved overall hull integrity.
- 300 grams uni-directional glass stringers are laminated flat on the deck and wrapped on fore rails in front of the standing area to support integrity while in surf conditions.
- Extra reinforcements are placed around all inserts, resulting in zero insert damage reports so far.

**DURABLE, TOUGH AND LIGHT  
MOST MODELS ARE WINDSURFABLE.**

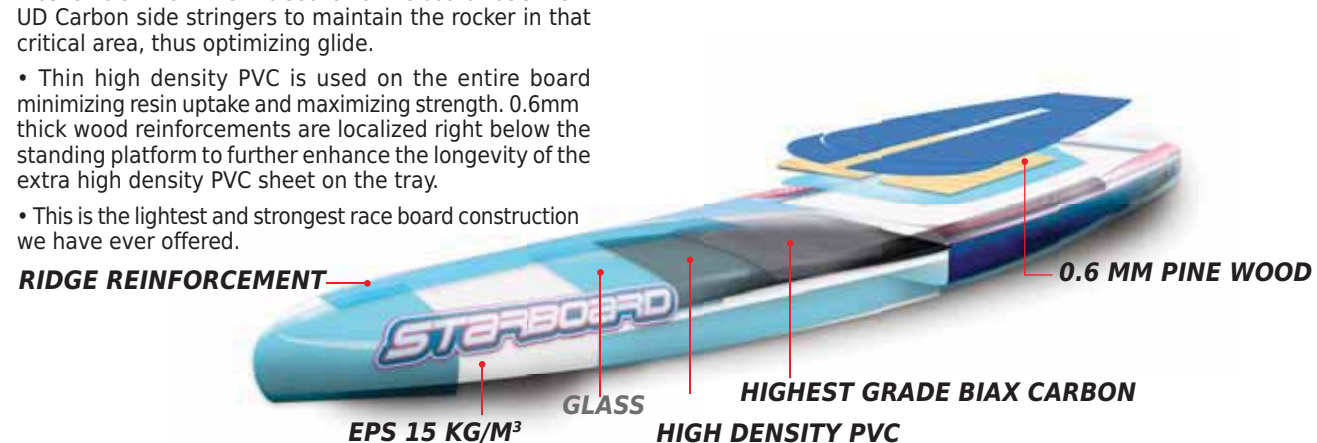


## CUSTOM CARBON SANDWICH



- Super light weight biaxial carbon is laminated over the entire hull for the lightest weight, best strength ratio and most efficient flex. The mid section of the board has stiffer UD Carbon side stringers to maintain the rocker in that critical area, thus optimizing glide.
- Thin high density PVC is used on the entire board minimizing resin uptake and maximizing strength. 0.6mm thick wood reinforcements are localized right below the standing platform to further enhance the longevity of the extra high density PVC sheet on the tray.
- This is the lightest and strongest race board construction we have ever offered.

**LIGHTEST WEIGHT, EFFICIENT FLEX  
AND EXTRA STRENGTH.**

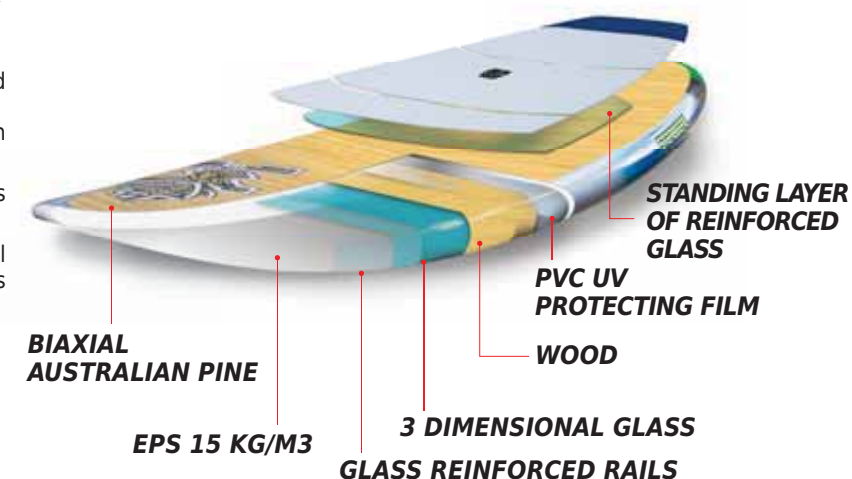


## WOOD



- 15 kg/m<sup>3</sup> fused cell core for light weight and increased water resistance.
- A 500 kg/m<sup>3</sup> veneer of 0.6mm biaxial Australian Pine forms an outer layer on the deck resulting in extra impact resistance, rigidity and further improved overall hull integrity.
- A three-dimensional glass laminate is wetted out with high grade expanding epoxy resin. This creates a thicker impact resistant outer skin with increased overall hull strength.
- Glass rail reinforcements for extra stiffness against snapping when nose diving.
- Extra reinforcements are placed around all inserts, resulting in zero insert damage reports so far.
- Starboard pioneered moulded wood technology in 1994 and first introduced it to their Surf and Windsurfer board lines.

**STRONG, LIGHT AND EXCLUSIVE.  
THE ORIGINAL WOOD TECHNOLOGY SINCE 1994.**




## STARSHOT



- 20 kg/m<sup>3</sup> fused, precision molded Cellcore for extra strength and water resistance.
- Multiple layers of high grade fiberglass is wetted out in epoxy resin, while a standing area of a 0.6mm uni-directional, Australian Pine wood layer is added for extra deck impact resistance and rigidity. All inserts have added reinforcements.
- 360° glass reinforced rails.
- 3/4 deck pads with crocodile skin texture.
- Full gloss rails.
- Our boards are all precision molded and the compression during molding ensures an extra hard, strong and precise outer surface.

**STARBOARD QUALITY AT AN ATTRACTIVE PRICE.**

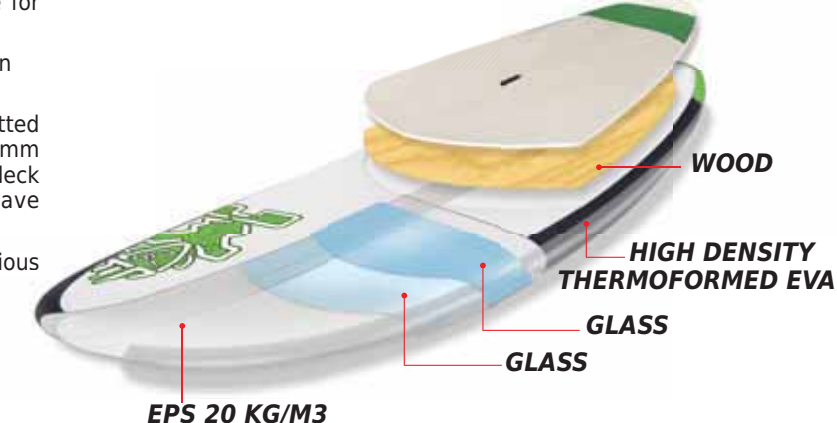


## ASAP WITH STARSHOT BODY



- Impact-resistant high density thermoformed EVA foam 360° around on the rails.
- 20 kg/m<sup>3</sup> fused, precision molded Cellcore for extra strength and water resistance.
- Full deck EVA pad with 4mm grooved traction on rear two-thirds of the board.
- Multiple layers of high grade fiberglass is wetted out in epoxy resin. A standing area of a 0.6mm Australian Pine wood layer is added for extra deck impact resistance and rigidity. All inserts have added reinforcement.
- ASAP constructed boards are based on previous years shape designs.

**AS STRONG AS POSSIBLE.  
SOFT RAIL AND HARD BOTTOM.**





**CHOOSE YOUR BOARD:** **1.** A longer board generally glides better due to its increased water-line length. **2.** A wider board generally provides more balance. **3.** A shorter board generally turns better.

PERFORMANCE OVERVIEW			ADVANCED WAVE		WAVE		ALLROUND /CRUISING		RACE		TRACKING	MANUEVER ABILITY	STABILITY	SPEED	Max rider weight				
ALL ROUND	12'0" X 36"	ATLAS EXTRA									8	4	10	7.5	12'0" X 36"	ATLAS EXTRA	130 kg	287 lbs	ALL ROUND
	12'0" X 33"	ATLAS									8	4	9	7.5	12'0" X 33"	ATLAS	110 kg	243 lbs	
	12'0" X 32"	BIG EASY									8	5	9	7	12'0" X 32"	BIG EASY	105 kg	231 lbs	
	11'2" X 30"	BLEND									8	5.5	8	7.5	11'2" X 30"	BLEND	95 kg	209 lbs	
	10'5" X 30"	DRIVE									7.5	6	6	7	10'5" X 30"	DRIVE	90 kg	198 lbs	
SURF	11'2" X 36"	AVANTI									8	5	10	6	11'2" X 36"	AVANTI	120 kg	265 lbs	SURF
	10'0" X 34"	WHOPPER									7	6	8	6	10'0" X 34"	WHOPPER	105 kg	231 lbs	
	9'0" X 33"	HERO									5	7.5	5.5	5-	9'0" X 33"	HERO	95 kg	209 lbs	
	10'5" X 32"	WIDE POINT									7.5	6.5	7.5	6.5	10'5" X 32"	WIDE POINT	105 kg	231 lbs	
	9'5" X 32"	WIDE POINT									5	7+	6.5	5.5	9'5" X 32"	WIDE POINT	100 kg	220 lbs	
	8'10" X 32"	WIDE POINT									4	8	5	4.5	8'10" X 32"	WIDE POINT	95 kg	209 lbs	
	8'2" X 32"	WIDE POINT									3	8.5	4	3.5	8'2" X 32"	WIDE POINT	90 kg	198 lbs	
	11'2" X 30"	NUT									8	6.5	7.5	7.5	11'2" X 30"	NUT	100 kg	220 lbs	
	9'5" X 29"	NUT									5	7.5	5	6	9'5" X 29"	NUT	95 kg	209 lbs	
	9'0" x 28.5"	NUT									5	8.5	4.5	5	9'0" x 28.5"	NUT	90 kg	198 lbs	
	10'0" X 30"	NOSE RIDER									6	6	6	6	10'0" X 30"	NOSE RIDER	95 kg	209 lbs	
	9'8" X 30"	ELEMENT									6	6.5	6	5.5	9'8" X 30"	ELEMENT	95 kg	209 lbs	
	9'5" X 30"	CONVERSE+									5	7	5	5+	9'5" X 30"	CONVERSE+	90 kg	198 lbs	
	9'0" X 30"	CONVERSE									5	7.5	4.5	5	9'0" X 30"	CONVERSE	85 kg	187 lbs	
	8'5" X 30"	POCKET ROCKET									3+	8.5	4	4	8'5" X 30"	POCKET ROCKET	85 kg	187 lbs	
SURF PRO	9'0" X 29"	PRO									4.5	8.5	3.5	4.5	9'0" X 29"	PRO	90 kg	198 lbs	SURF PRO
	8'5" X 29"	PRO									4	9	3	3.5	8'5" X 29"	PRO	85 kg	187 lbs	
	8'0" X 29"	PRO									3	9	2.5	2.5	8'0" X 29"	PRO	85 kg	187 lbs	
	8'0" X 28"	PRO									3	9+	2	3	8'0" X 28"	PRO	75 kg	165 lbs	
	7'7" X 27"	PRO									2	9.5	1.5	2+	7'7" X 27"	PRO	70 kg	154 lbs	
	7'4 X 25.5"	PRO									2-	10	1-	2	7'4 X 25.5"	PRO	65 kg	143 lbs	
	7'1" X 24"	PRO									1.5	10+	0.5	1	7'1" X 24"	PRO	60 kg	132 lbs	
SURF FISH	8'8" X 31.5"	AIR BORN									4-	8.5	5-	4.5	8'8" X 31.5"	AIR BORN	95 kg	209 lbs	SURF FISH
	7'10" X 31.5"	AIR BORN									3	9	3	3	7'10" X 31.5"	AIR BORN	85 kg	187 lbs	
	7'10" X 30"	AIR BORN									3	9+	2.5	3	7'10" X 30"	AIR BORN	80 kg	176 lbs	
	7'4" X 28.5"	AIR BORN									2	9.5	1.5	2+	7'4" X 28.5"	AIR BORN	70 kg	154 lbs	
EXPLORING	14'0" X 30"	EXPEDITON									10+	3	8.5	9	14'0" X 30"	EXPEDITON	129 kg	284 lbs	EXPLORING
	14'0" X 30"	ELITE TOURING									10+	3	8	9	14'0" X 30"	ELITE TOURING	110 kg	243 lbs	
	12'6" X 31.5"	ELITE TOURING									10	4	9	8.5	12'6" X 31.5"	ELITE TOURING	110 kg	243 lbs	
	12'6" X 30"	ELITE TOURING									10	4	8	9	12'6" X 30"	ELITE TOURING	100 kg	220 lbs	
	11'6" X 29.5"	ELITE TOURING									9.5	5	7.5	9-	11'6" X 29.5"	ELITE TOURING	90 kg	198 lbs	
	10'6" X 29.5"	POCKET TOURING									9	5.5	7	8.5	10'6" X 29.5"	POCKET TOURING	85 kg	187 lbs	
	9'6" X 29.5"	POCKET TOURING									8	6	6.5	8	9'6" X 29.5"	POCKET TOURING	80 kg	176 lbs	
	12'2" X 32"	FREERIDE XL									9	5	9	8.5	12'2" X 32"	FREERIDE XL	105 kg	231 lbs	
	12'2" X 30"	FREERIDE									9	5	8.5	9-	12'2" X 30"	FREERIDE	95 kg	209 lbs	
	11'6" X 29.5"	PADDLE FOR HOPE									9	5	7.5	9-	11'6" X 29.5"	PADDLE FOR HOPE	90 kg	198 lbs	
	11'2" X 39"	FISHERMAN									7	4	10+	4.5	11'2" X 39"	FISHERMAN	140 kg	309 lbs	
ASTRO INFLATABLE	14'0" X 26"	RACER									10+	3	5	10	14'0" X 26"	RACER	90 kg	198 lbs	ASTRO INFLATABLE
	12'6" X 26"	RACER									10	3	5	10	12'6" X 26"	RACER	90 kg	198 lbs	
	16'0" X 32"	TOURING UNLTD.									10+	2	9	10	16'0" X 32"	TOURING UNLTD	180 kg	397 lbs	
	14'0" X 31"	TOURING									10+	3	8	9.5	14'0" X 31"	TOURING	115 kg	254 lbs	
	12'6" X 31"	TOURING									10	3	8	9	12'6" X 31"	TOURING	105 kg	231 lbs	
	11'6" X 30"	TOURING									10	3	8	8.5	11'6" X 30"	TOURING	80 kg	176 lbs	
	12'0" X 33"	ATLAS									8	4	9	8	12'0" X 33"	ATLAS	105 kg	231 lbs	
	11'2" X 32"	BLEND									8	5.5	8	7.5	11'2" X 32"	BLEND	95 kg	209 lbs	
	10'5" X 30"	DRIVE									7.5	6	7	7	10'5" X 30"	DRIVE	90 kg	198 lbs	
	10'0" X 35"	WHOPPER									6	5.5	9	6.5	10'0" X 35"	WHOPPER	115 kg	254 lbs	
	9'0" X 30"	CONVERSE									5	7.5	4.5	5	9'0" X 30"	CONVERSE	85 kg	187 lbs	
	8'2" X 32"	WIDE POINT									3	8.5	4	3.5	8'2" X 32"	WIDE POINT	85 kg	187 lbs	
	11'2" X 40"	FISHERMAN									7	4	10+	6.5	11'2" X 40"	FISHERMAN	120 kg	265 lbs	
	11'2" X 40"	TENDER									7	4	10+	6.5	11'2" X 40"	TENDER	120 kg	265 lbs	
	11'2" X 40"	EXPLORER									7	4	10+	6.5	11'2" X 40"	EXPLORER	120 kg	265 lbs	
	11'2" X 40"	YOGA 40									7	4	10+	6.5	11'2" X 40"	YOGA 40	120 kg	265 lbs	
	11'2" X 32"	YOGA CROSS OVER									8	5.5	8	7.5	11'2" X 32"	YOGA CROSS OVER	95 kg	209 lbs	
	10'0" X 35"	YOGA DASHAMA									6	5.5	9	6.5	10'0" X 35"	YOGA DASHAMA	115 kg	254 lbs	
	9'6" X 36"	STREAM									0.5	9	10	5	9'6" X 36"	STREAM	105 kg	231 lbs	
KIDS	10'6"X 24"	ALL STAR Jr									9.5	4	6	10	10'6"X 24"	ALL STAR Jr	50 kg	110 lbs	KIDS
	10'6"X 25"	ASTRO Jr									8.5	4	7	9	10'6"X 25"	ASTRO Jr	50 kg	110 lbs	
	8'0" X 28"	ASTRO TIKI									6	6	8	6	8'0" X 28"	ASTRO TIKI	50 kg	110 lbs	
	7'4" X 25.5"	PRO KID									4	9	3	3.5	7'4" X 25.5"	PRO KID	55 kg	121 lbs	



# starboard: innovation and quality

We have prepared lots of new technologies, shapes and innovations for 2015. We are excited about our carbon and inflatable technology offering, while the sleek looking Touring range sets a new shape standard in cruising. What we bring out might be perceived as too innovative before it becomes mainstream.

## INNOVATION

Precision-molded wood veneer board technology was innovated by Starboard back in 1994. Five years ago the first full carbon PVC sandwich SUP wave boards were introduced. The wide and short-board revolution in stand-up paddle boarding was initiated by Starboard. We brought out the first production boards under 9', 8' and 7'.

## WINNING

Winning motivates us to develop better technologies and bring out cutting edge shapes. Our crew works long hours to provide our riders and supporters, world wide, an ultra competitive product.

## SUPPORT

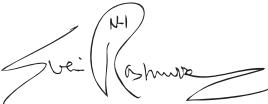
Starboard supports more competitive paddle boarders and events than any other brand. We also look at ways to help those who want to excel the sport and our brand.

## QUALITY

With 20 years experience in cutting edge windsurf development, Starboard sets the very highest precision standard. We are located just 45 minutes away from our main composite board supplier, thus can follow up on production on a daily basis and do random and specific checks to increase the quality. All our inflatable boards are sent to our freezone in Thailand, where our 7 man quality inspection team inflates every single board to check on rockers, twists, pumps and other parts that our OEM manufacturers may have let slip.

## OUR MISSION

To bring innovation and motivation to the world of water. We are always looking at attracting more great people to join our journey of Innovation Quality and living the Tiki Life.




Svein Rasmussen.  
Chief Innovator

# FIN DEVELOPMENT


## HEXCEL

Hexcel composite fins are designed to maintain the flex characteristics of a fiberglass fin, whilst reducing the weight, but also maintaining strength. Available on Wood and Brushed Carbon as a center fin and side fins. On AST Electric and Astro Racer, center fin only.




# INJECTION MOLDED

Nylon with 30% fiber content, defined edges, and extra stiffness for performance. Available on AST Electric as side fins. Used for all fins in Starshot, ASAP and Astro models.



**FCS II BOX**  
LATEST IN DETACHABLE FIN SYSTEM TECHNOLOGY AND PERFORMANCE.  
\* Only available in PRO models as side fin boxes. Delivered with Starboard Hexcel fins sporting standard FCS base.



**SURFINZ BOX**  
Surfinz boxes allows for a degree of forward/aft movement to experiment with fin positioning. They are FCS compatible. They are available as side fin boxes in all our boards other than the Pro models.



## ENDURO Flat water / Surf

A well balanced blade design with a medium dihedral providing great stability and good power.



### DIMENSIONS

ENDURO XL		Adjustable Length:				
Blade Length:	Blade Width:	Area:	Total Length:	Min.	Max.	
21.2"	8.3"	100.8 in <sup>2</sup>	84.6"	62.4"	86.0"	
53.8 cm	21.2 cm	650 cm <sup>2</sup>	215 cm	158.5 cm	218.5 cm	

### ENDURO L

*Most popular size						
20.2"	8.3"	89.1 in <sup>2</sup>	83.7"	61.6"	85.2"	
51.3 cm	21.2 cm	575 cm <sup>2</sup>	212.5 cm	156.5 cm	216.5 cm	

### ENDURO M

19.2"	8.1"	81.4 in <sup>2</sup>	82.7"	60.6"	84.3"	
48.8 cm	20.7 cm	525 cm <sup>2</sup>	210 cm	154 cm	214 cm	

### ENDURO S

18.2"	8.1"	73.6 in <sup>2</sup>	81.7"	59.4"	83.5"	
46.3 cm	20.5 cm	475 cm <sup>2</sup>	207.5 cm	151 cm	212 cm	

### ENDURO XS

16.7"	7.2"	66.7 in <sup>2</sup>	80.2"	57.9"	81.5"	
42.5 cm	18.2 cm	430 cm <sup>2</sup>	203.7 cm	147 cm	207 cm	

\*Recommended for paddlers under 50 kg/ 110 lbs

### AVAILABLE SHAFTS

#### CARBON SUPER FLEX

Oval Premium Carbon / Round Premium Carbon / Round Premium Carbon Kids / Round Premium Carbon 2 pc Adjustable / Round Premium Carbon 2 pc Adjustable Kids / Round Premium Carbon 3 pc Adjustable / Skinny Premium Carbon / Skinny Premium Carbon 2 pc Adjustable

#### TIKI TECH

Round Premium / Round Premium Kids / Round Premium 2 pc Adjustable / Round Premium 2 pc Adjustable Kids / Round Premium 3 pc Adjustable / Skinny Premium / Skinny Premium 2 pc Adjustable

#### TUFSKIN

Oval Premium / Round Premium / Round Premium 2 pc Adjustable / Round Premium 3 pc Adjustable / Skinny Premium / Skinny Premium 2 pc Adjustable

## OVERDRIVE

The oversized concave area in the power face creates an effortless catch and the blade feels exceptionally direct with its 10 degree angle.



### DIMENSIONS

OVERDRIVE M					
Blade Length:	Blade Width:	Area:	Total Length:		
18.3"	7.0"	92.2 in <sup>2</sup>	82"		
46.5 cm	18 cm	595 cm <sup>2</sup>	208 cm		


### AVAILABLE SHAFTS

#### CARBON SUPER FLEX

Oval Premium Carbon / Round Premium Carbon

## HIGH ASPECT Flat water / RACE

A longer, narrower blade with a flatter profile, combining efficient power delivery with a forgiving feel, perfect for racing, the choice of champions.



### DIMENSIONS

HIGH ASPECT XL		Adjustable Length:				
Blade Length:	Blade Width:	Area:	Total Length:	Min.	Max.	
22.4"	6.3"	96.9 in <sup>2</sup>	85.9"	63.5"	87.2"	
57.0 cm	16.0 cm	625 cm <sup>2</sup>	218.2 cm	161.5 cm	221.5 cm	

### HIGH ASPECT L

21.5"	6.3"	90.7 in <sup>2</sup>	84.9"	62.6"	86.2"	
54.5 cm	16.0 cm	585 cm <sup>2</sup>	215.7 cm	159 cm	219 cm	

### HIGH ASPECT M

20.5"	6.3"	84.5 in <sup>2</sup>	83.9"	61.6"	85.2"	
52.0 cm	16.0 cm	545 cm <sup>2</sup>	213.2 cm	156.5 cm	216.5 cm	

### HIGH ASPECT S

19.5"	6.3"	78.3 in <sup>2</sup>	83.0"	60.6"	84.3"	
49.5 cm	16.0 cm	505 cm <sup>2</sup>	210.7 cm	154 cm	214 cm	

### HIGH ASPECT XS

17.7"	6.3"	67.4 in <sup>2</sup>	81.2"	59.0"	82.7"	
45.0 cm	16.0 cm	435 cm <sup>2</sup>	206.2 cm	150 cm	210 cm	

\*Recommended for paddlers under 50 kg/ 110 lbs

### AVAILABLE SHAFTS

#### CARBON SUPER FLEX

Oval Premium Carbon / Round Premium Carbon / Round Premium Carbon Kids / Round Premium Carbon 2 pc Adjustable / Round Premium Carbon 2 pc Adjustable Kids / Round Premium Carbon 3 pc Adjustable / Skinny Premium Carbon / Skinny Premium Carbon 2 pc Adjustable

#### TIKI TECH

Round Premium / Round Premium Kids / Round Premium 2 pc Adjustable / Round Premium 2 pc Adjustable Kids / Round Premium 3 pc Adjustable / Skinny Premium / Skinny Premium 2 pc Adjustable

## KIDS Flat water / Surf / RACE

A reduced diameter and shaft length provide kids of all ages the ability to paddle with better technique and endurance. Get into the sport early with the proper equipment.



### DIMENSIONS

ENDURO XS		Adjustable Length:				
Blade Length:	Blade Width:	Area:	Total Length:	Min.	Max.	
16.7"	7.2"	66.7 in <sup>2</sup>	80.2"	57.9"	81.5"	
42.5 cm	18.2 cm	430 cm <sup>2</sup>	203.7 cm	147 cm	207 cm	

\*Recommended for paddlers under 50 kg/ 110 lbs

### HIGH ASPECT XS

17.7"	6.3"	67.4 in <sup>2</sup>	81.2"	59.0"	82.7"	
45.0 cm	16.0 cm	435 cm <sup>2</sup>	206.2 cm	150 cm	210 cm	

\*Recommended for paddlers under 50 kg/ 110 lbs

### ENDURO TUFSKIN

18.2"	8.1"	73.6 in <sup>2</sup>	81.7"	59.4"	83.5"	
46.3 cm	20.5 cm	475 cm <sup>2</sup>	207.5 cm	151 cm	212 cm	

\*Recommended for paddlers under 50 kg/ 110 lbs

### AVAILABLE SHAFTS

#### ENDURO XS

Kids Premium Carbon / Kids Premium Carbon 2 pc Adjustable / Kids Premium / Kids Premium 2 pc Adjustable

#### HIGH ASPECT XS

Kids Premium Carbon / Kids Premium Carbon 2 pc Adjustable / Kids Premium / Kids Premium 2 pc Adjustable

#### ENDURO TUFSKIN

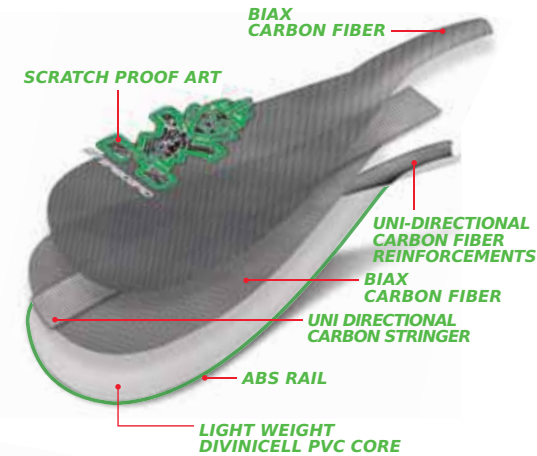
Kids Premium / Kids Premium 2 pc Adjustable



# BLADE TECHNOLOGIES

Flex and strength are tuned in each blade size and shape through the utilization of biaxial and uni-directional cloths. A blade with good flex allows one to paddle longer and harder without getting tired. Good blade flex is essential in recovering from long paddle sessions. Our composite blades have a lightweight PVC core and a super-strong ABS rail insert along the entire edge of blade, even the upper part of the blade neck, which is the most exposed area for indents.

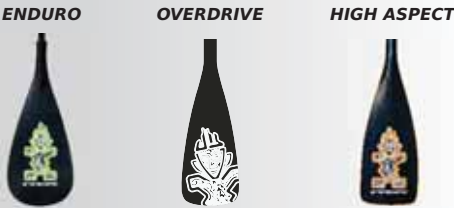
## CARBON SUPER FLEX



**Carbon Super Flex** blade technology offers a custom woven bi axial 60/60 degree carbon cloth, creating an extremely lightweight blade. It retains strength while possessing incredibly good flex characteristics. The blades are great for both sprints and long distance. High in flex and recoil, the blade is especially well suited for riders who want to protect their shoulder from injuries.

A great investment for serious paddlers.

Available in all shapes and sizes.



## TIKI TECH



Lightweight PVC core, full ABS rail, hybrid carbon lay-up, and special scratchproof surface finish material.


A blade with forgiving flex characteristics, strength and light weight.

Fixed Enduro paddles are featured in green and blue, while High Aspect fixed paddles, in blue and orange.

All size Tiki Tech blades sold separately in blue, pink, green, and orange graphics with matching ABS edge.



## TUFKIN



The Tufskin blades are strong, extremely durable. ABS foils based on The Enduro L and Enduro S blades.

Their forgiving nature and high quality shape make them the best value offering in the sport.

The Tufskin blades are perfect for whitewater paddling due to their extreme strength and impact resistance.

# BLADE SHAPES

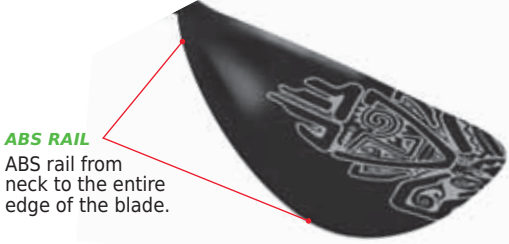
The angle of the paddle blade though the water and the blade's size dictate the power and efficiency of your stroke. Our blades are angled and foiled to minimize drag and maximize power transfer throughout the stroke. A well-balanced paddle blade squanders little energy.

## ENDURO



A well balanced blade design with a medium dihedral providing great stability and good power. The relatively low aspect design makes it easy to lift the paddle out of the water with each stroke and it also is great to lean on while wave riding. A brilliant all-round blade design used by the 2014 ISA Race World Champion and the best paddle surfers in the world.

## OVERDRIVE



The oversized concave area in the power face creates an effortless catch and the blade feels exceptionally direct with its 10 degree angle. The blade drives forward with well balanced momentum. The combination with the engineered blade flex is what makes the Overdrive the paddle of choice. Flex is an integral part of advanced creations like Americas cup rigs, windsurfing rigs and also found in all efficient living creatures. Flex makes it possible to paddle faster over a longer distance, which is what happens when you get into Overdrive.

## HIGH ASPECT



A longer, narrower blade with a flatter profile, combining efficient power delivery with a forgiving feel. Its feels like a scalpel in the water while the power transfer is direct. A precise and effective paddle that is perfect for racing and used by advanced wave riders who likes to pivot turn with their paddles .



# SHAFT TECHNOLOGIES AND SHAPES

## FILAMENT WINDING PROCESS

With filament winding, all yarns are under tension and creates a continued yarn winding on the mandrel. By adjusting the yarn angle, we can change the stiffness of the shaft to create a unique shaft with unique strength, stiffness and rebound characteristics. Filament Winding technology allows us to produce shafts with consistent quality and flex.



## TWO technologies



**FIXED LENGTH**  
Adult 160 cm 63 inches  
Kids 130 cm 51 inches

**PREMIUM CARBON** shafts have a lightweight 100% carbon fiber filament wound construction. Starboard's lightest offering.

When paired with Carbon Super Flex blades, the Carbon Premium shaft creates a great combination by providing one of the lightest and strongest paddles on the market.



**FIXED LENGTH**  
Adult 160 cm 63 inches  
Kids 130 cm 51 inches

**PREMIUM** shafts feature lightweight glass filament wound construction.

When paired with Starboard's Enduro Tiki Tech blades, the Premium glass shaft creates an economical yet great combination for all paddlers.

## THREE SHAPES



**OVAL**

For riders preferring a more stiff shaft, the extra-wide oval shape allows for a thinner wall thickness, thus a great stiffness to weight ratio. It feels light in the hand and does not have a sharp angle as with many other oval shafts. The oval shaft aligns precisely when switching from side-to-side and when paddling with both hands on the shaft for extra acceleration.

Oval shafts available only in fixed Premium Carbon, and fixed Premium Glass technologies.



**ROUND**

For riders preferring a less stiff shaft, the round shape is light and lively with the strength and rebound characteristics more typically preferred by riders for allround paddling and waves; Sean Poynter and Zane Schweitzer's choice for wave riding.

All round shafts are available in Premium Carbon, and Premium Glass construction with multiple options:  
Fixed / 2pc adjustable / 3pc adjustable



**SKINNY**

We **Reduced** the **Diameter** of the round Shaft (RDS) by 3mm for riders who prefer a smaller grip. The length of the shaft remains the same for **adults (160cm)** and for **kids (130cm)**.

Available in Premium Carbon, and Premium Glass with the following options:  
Fixed / 2pc adjustable  
Fixed Kids / 2pc adjustable Kids

# FIXED SHAFT



# ADJUSTABLE SHAFTS

**2 pc ADJUSTABLE SHAFT\***  
Our 2 piece adjustable shafts attach with the compact Tiki Clamp and are great for travellers and paddlers wanting versatility. Now available with an easy to use alignment graphic to ensure the perfect fit.

*\*Available with High Aspect Carbon Superflex, High Aspect Tikitech, Enduro Carbon Superflex, Enduro Tikitech and Tufskin*



**3 pc ADJUSTABLE SHAFT\***  
Starboard 3 piece paddles connect using a secure spring pin system and come with an additional compression clamp to reduce any play; guaranteeing the same performance as a fixed shaft paddle.

The paddle, when fully detached, measures only 85cm and easily fits inside the Astro inflatable bag.



# HANDLE TECHNOLOGY

**CARBON**



Paddles fitted with Oval, Round or Skinny Premium Carbon shafts will be paired with Starboard's new composite carbon handle. Super lightweight at just 30g / (1.1 oz) and strong due to the carbon layup: Twill carbon finish and matte texture for enhanced grip.

**LIGHT WEIGHT**



The lightweight, smooth, comfortable, super strong, molded handle at just 40g (1.4 oz), is lighter than many composite handles on the market. It can be paired with our Premium Glass Shafts.

**LONG HANDLE**



Starboard's one piece, lightweight solution for those wishing to lengthen their paddle. The handle features an extra-long shaft that allows for 30cm (12") of adjustment. The handle can be fixed in place using the hot glue system if adjustments are needed or by epoxy for a permanent fixed length.



# ALL ROUND

Provides enough glide for flat-water cruising, good stability for catching waves and exciting performance once up and riding.



Wood

Wood

Carbon

Carbon

Electric

NEW

NEW

	12'0"X36" ATLAS EXTRA	12'0"X33" ATLAS	12'0"X32" BIG EASY	11'2"X30" BLEND	10'5"X30" DRIVE
Shape:	Mono-concave to flat V	Mono to double concave to flat V in the tail	Mono-concave to flat middle to V	Round nose to flat concave to V	Mono-concave to flat middle to V
Technology:	Wood / Electric / Starshot	Carbon / Wood / Electric / Starshot / ASAP / Inflatable	Carbon / Wood / Electric / Starshot	Carbon / Wood / Electric / Starshot / ASAP / Inflatable	Carbon / Wood / Electric / Starshot / Inflatable
Max Rider Weight:	130 kg	110 kg	105 kg	95 kg	90 kg
Boxes:	Thruster	Thruster	Thruster	Thruster	Thruster
Thickness:	4.6"	4.6"	4.6"	4.4"	4.1"
Volume:	253 L	229 L	205 L	178 L	156 L
Tail Width:	19.8"	16.9"	16.8"	15.9"	16.0"
Fins:	220 4.7"	220 4.7"	230 4.5"	220 4.5"	210 4.5"
TRACKING					
MANEUVERABILITY					
STABILITY					
SPEED					

\* All Board weights can be found at [www.star-board-sup.com](http://www.star-board-sup.com)

Brushed carbon and Wood all fins Hexcel / AST Electric center Hexcel, side injection molded / Starshot and ASAP all fins injection molded

\*Starshot and ASAP are provided with 8" Black injection molded center fin and side fins




## IO Handle

The soft, comfortable EVA inside handle is not part of the board construction and therefore, does not affect the board construction.

The large size, inside grip, allows for generous hand sizes and the board can be carried with great comfort.





Rider: Samantha Woodring-Otterholt/ Photographer: Richard Hallman / Location: NW Oregon

## 12'0"X36" ATLAS EXTRA

*"An ultra-stable ride with good glide and fun downwind characteristics."*

Inspired by the popular Atlas, the Atlas Extra provides additional stability and features a race rocker in the aft section of the board, which provides good glide and ample nose kick for downwinders in choppy waters. Relative to its width, it feels nimble and tracks well. Deck inserts are provided on the nose of the board for gear storage. A beautiful hull suiting people with heavier bones or those wanting to tour with a lot of gear.

*"Mono-concave to flat V"*

NEW

## 12'0"X33" ATLAS

*"A stable platform with good glide for the heavy rider getting into all aspects of the sport."*

Its length and glide make the Atlas perfect for coastal cruising and exploring. If you come upon some little waves in your adventures, the Atlas will help get you into them with ease.

With finer rails and new bottom shape, the updated version is far superior to its predecessor when riding waves. It's faster with an improved rail-to-rail sensation when standing forward and also more responsive when you come back to the tail of the board for cutbacks.

Equipped with deck inserts for gear storage.

*"Mono to double concave to V in the tail."*

AST Electric Atlas Extra, Atlas and Big Easy have windsurf option and features an extra set of Surf Finz boxes set forward near the rail for added tracking when windsurfing (extra fins not provided).



ATLAS  
EXTRA

ATLAS



Rider: Pete Cox / Photographer: Joel Alston / Location: Newcastle, NSW Australia

## 12'0"X32" BIG EASY

*"The proven performer with a huge fan base"*

To elaborate on the obvious, this board's name says it all. It's a big board at 12ft long, which promotes good glide and caters for one large human or a few small ones. It's stable and easy to ride due to its 32" width. The width is maintained forward making it a great nose rider, drawing into a nice pintail with ample rocker for great longboard performance for a board of this size.

*"Mono-concave to flat middle to V"*



**WINDSURF OPTION**  
Surf Finz box  
(fins sold separately)







Rider: Pete Cox / Photographer: Joel Alston / Location: Newcastle, NSW Australia



Rider: Pete Cox



Rider: Anne-Marie Reichman / Photographer: John Carter / Location: Maui

## NEW 11'2"X30" BLEND

*"The board for blending flat water and waves, just got better."*

The Blend maintains its reputation as an excellent flat-water cruising board, with its length and narrower width, providing excellent glide for cruising, exploring and fitness.

With good glide, the Blend also allows you to paddle into waves easily, providing an excellent board for surfing.

Its traditional longboard style and wave handling have been vastly improved with a new deeper V double-concave bottom. This provides a faster ride and even better glide on the wave, with improved trim and even more responsive cutbacks than its predecessor. It now also turns real well standing in the middle of the board.

*"Round nose to flat concave to V"*



AST Electric Blend and Drive have windsurf option and features an extra set of Surf Finz boxes set forward near the rail for added tracking when windsurfing (extra fins not provided).

## 10'5"X30" DRIVE

*"Extremely versatile flat-water paddleboard. An ideal entry into the waves."*

A long-time favorite in the range, chosen for its versatility and all-round fun, the Drive is used by all paddlers looking for flatwater exploring, fitness or surf. The bottom configuration of a single concave forward moving through to heavy V in the mid-section, with deep concaves running through to V in the tail, create speed and maneuverability with a crisp and lively rail-to-rail feel.


*"Mono-concave to flat middle to V"*



### IQ Handle

The soft, comfortable EVA inside handle is not part of the board construction and therefore, does not affect the board construction.

The large size, inside grip, allows for generous hand sizes and the board can be carried with great comfort.

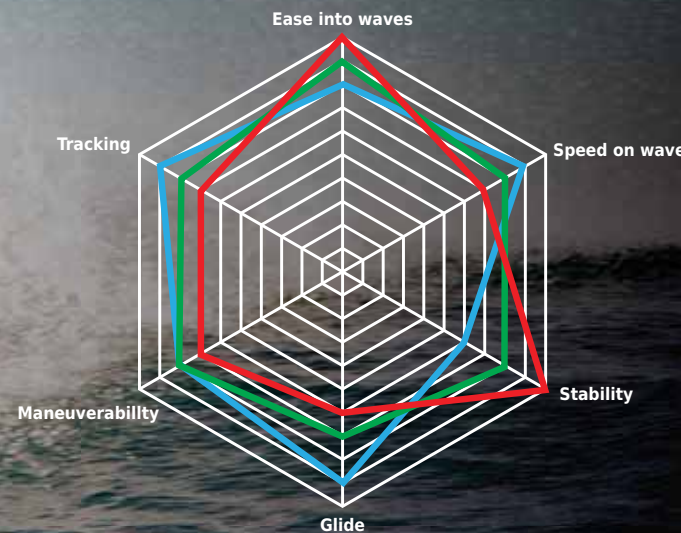




Riders: Giorgio Cortesi / Photographers: Ben Hubbard / Leonardo Tatti

# SURF

High performance, yet stable shapes for dedicated wave riding. Sizes 10'0" and above also for cruising.



SURF Range Comparison Chart

	BIG BONE	WIDE POINT	SURF 30
Ease into waves	10	9	8
Speed on wave	7	8	9
Stability	10	8	6
Glide	6	7	9
Maneuverability	7	8	8
Tracking	7	8	9

## • BIG BONE 33"-36"



Wood Wood Wood

NEW

	11'2"X36" AVANTI	10'0"X34" WHOPPER	9'0"X33" HERO
Shape:	Mono-double concave to tail concave	Mono-concave to flat middle to V	Flat nose and middle to V
Technology:	Carbon / Wood / Electric / Starshot	Carbon / Wood / Electric / Starshot / ASAP / Inflatable	Carbon / Wood / Electric / ASAP
Max Rider Weight:	120 kg	105 kg	95 kg
Boxes:	Thruster	Thruster	Thruster
Thickness:	4.8"	4.3"	4.2"
Volume:	239 L	171 L	149 L
Tail Width:	19.3"	18.5"	18.8"
Fins:	170 5.5"	170 4.7"	170 4.7"
TRACKING	8.0	7.0	5.0
MANEUVERABILITY	5.0	6.0	7.5
STABILITY	10.0	8.0	5.0
SPEED	6.0	6.0	5.0

\* All Board weights can be found at [www.star-board-sup.com](http://www.star-board-sup.com)

## • WIDE POINT 32"



Electric Electric Electric Electric

NEW

	10'5"X32" WIDE POINT	9'5"X32" WIDE POINT	8'10"X32" WIDE POINT	8'2"X32" WIDE POINT
Shape:	Mono-concave to double concave	Continuous mono-concave	Continuous mono-concave	Continuous mono-concave
Technology:	Carbon / Wood / Electric / Starshot	Carbon / Wood / Electric / Starshot	Carbon / Wood / Electric	Carbon / Wood / Electric / Inflatable
Max Rider Weight:	105 kg	100 kg	95 kg	90 kg
Boxes:	Thruster	Thruster	Thruster/Quad	Quad
Thickness:	4.7"	4.4"	4.2"	3.9"
Volume:	178 L	153 L	140 L	123 L
Tail Width:	16.9"	18.4"	18.4"	20.2"
Fins:	170 4.7"	190 4.7"	170 4.7"	4.7" 4.5"
TRACKING	7.5	5.0	4.0	3.0
MANEUVERABILITY	6.5	7.0	8.0	8.5
STABILITY	7.5	6.5	5.0	4.0
SPEED	6.5	5.5	4.5	3.5

## • SURF 30"



Carbon Carbon Carbon Carbon Carbon Carbon Carbon Carbon Carbon Carbon

NEW

NEW

NEW

NEW

NEW

NEW

	11'2"X30" NUT	9'5"X29" NUT	9'0"X28.5" NUT	10'0"X30" NOSE RIDER	9'8"X30" ELEMENT	9'5"X30" CONVERSE+	9'0"X30" CONVERSE	8'5"X30" POCKET ROCKET
Shape:	Single concave to mid section V to tail concave			Deep nose concave to flat V	Mono-concave to flat middle to V	Continuous mono-concave	Continuous mono-concave	Continuous mono-concave
Technology:	Carbon	Carbon / Wood	Carbon / Wood	Carbon / Wood	Carbon / Wood / Electric	Carbon / Wood / Electric	Carbon / Wood / Electric / Inflatable	Carbon / Wood / Electric
Max Rider Weight:	100 kg	95 kg	90 kg	95 kg	95 kg	90 kg	85 kg	85 kg
Boxes:	Thruster	Thruster	Thruster	Thruster	Thruster	Thruster/Quad	Thruster/Quad	Thruster/Quad
Thickness:	4.4"	4.4"	4.1"	4.6"	4.1"	4.1"	4.1"	4.3"
Volume:	182 L	141 L	129 L	166 L	146 L	140 L	142 L	131 L
Tail Width:	16.1"	17.3"	16.9"	15.9"	17.5"	18.1"	18.1"	18.1"
Fins:	220 4.5"	220 4.5"	170 4.5"	cutaJay230 3.7"	190 4.5"	190 4.5"	190 4.5"	170 4.5"
TRACKING	8.0	5.0	5.0	6.0	6.0	5.0	5.0	3.0
MANEUVERABILITY	6.5	7.5	8.5	6.0	6.5	7.0	7.5	8.5
STABILITY	7.5	5.0	4.5	4.5	6.0	5.0	4.5	4.0
SPEED	7.5	6.0	5.0	6.0	5.5	5.0	5.0	4.0

Brushed carbon and Wood all fins Hexcel / AST Electric center Hexcel, side injection molded / Starshot and ASAP all fins injection molded

\*Starshot and ASAP are provided with 6<sup>3</sup>/<sub>4</sub>" Black injection molded center fin and side fins.



# BIG BONE

## Bjorn Dunkerbeck

- 41 times World Windsurfing Champion and multiple title holder in racing, speed sailing and wave riding.
- Guinness Book of records as the most successful athlete of all time.
- 105 Professional Windsurfing Association (PWA) titles, 7 PWA Wave World Championship crowns and 12 PWA overall world championships.

Björn Dunkerbeck thrives on diversity, he has that raw talent and determination that makes him stand out as a true waterman phenomenon. When not on tour, Bjorn loves to SUP with his wife and three kids on Gran Canaria, Hawaii and in Switzerland.

Rider: Bjorn Dunkerbeck / Photographer: Victor Couto / Location: Siam Park

Rider: Finn Mullen / Photographer: John Carter / Location: Maui

## 11'2"X36" AVANTI NEW

*"The board for everybody: the whole family at once (including the dog)."*

What was already a very agile board for its grandiose dimensions, has become even more nimble with modifications to its bottom shape. Mirroring the improvements to its stable-mate "the Whopper", the Avanti developed a heavier V with double concave through the middle of the board enhancing rail-to-rail reactivity and straight line speed. This feeds into a mono-concave tail to accelerate water for increased speed, while also enhancing turning from the back of the board.

Even more so than before, the new Avanti is the ultimate big boy's board for getting out into the waves with easier fun to be had.

*"Mono-double concave to tail concave."*

## 10'0"X34" WHOPPER

*"The famous board that makes everything easy. Simply fun for the whole family."*

The legendary Whopper set the benchmark by being the first board to go wide at 34". At the time it was shocking, but now is considered the norm. The Whopper leads the way in easy, fun, performance. A board that's incredibly stable yet defies its dimensions with effortless trim and dynamic turning abilities.

Using a forward V in the stance area, promoting rail-to-rail reactivity, running to a single concave that accelerates the water through the back of the board, to a V off the tail. Generous nose kick makes pearing close to impossible. The ultimate family all rounder.

*"Mono-concave to flat middle to V"*

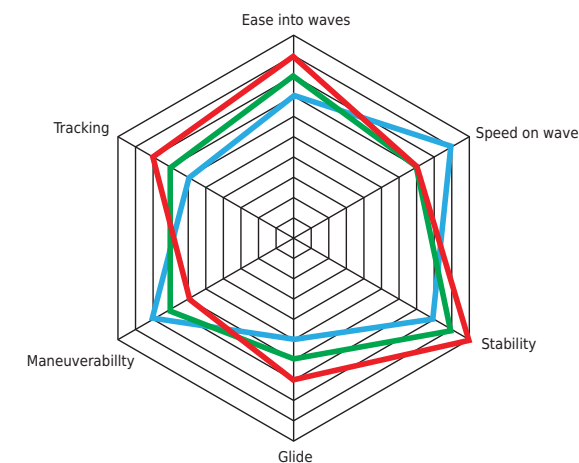
## 9'0"X33" HERO

*"Ridiculous performance for a board of this width - defies logic."*

At 33" wide, the Hero is an extremely stable shorter-length board. What is surprising, is how well the board turns. Not only in small surf where it's ultra-responsive, but in handling larger waves as well.

Tight pocket turns with tail release happens with ease, and energy is saved for surfing instead of balancing, allowing the Hero within to be unleashed.

*"Flat nose and middle to V"*



AST Electric has windsurf option.

STAR-BOARD-SUP.COM / 31



# WIDE POINT

Rider: Corey / Photographer: Jamie Scott / Location: Carnavon, West Australia

## 10'5"X32"

*"Glide and maneuverability mixed with generous stability."*

A versatile all-rounder, providing exciting performance for the larger rider. Excellent stability due to its width and good glide with its length, makes for maximum enjoyment in any conditions.

Fine rails forward with generous nose kick provides a smooth/safe entry into the wave, with rocker and outline curve enabling the board to carve in a smooth, yet radical manner.

*"Mono-concave to double concave"*

## 9'5"X32"

*"For large humans desiring speed, stability and agility."*

Wide Point performance with longer lines for good glide, while maintaining curve in outline and rocker for superior agility of a board this size.

Fine rails forward produce smooth entry and acceleration into the wave with refined midsection and tail rails for responsive rail turning and cutbacks.

Mono-concave bottom shape produces lift acceleration and speed, which feeds into V off of the tail for release, pivot and tight turning. Easy fun and high performance all rolled into one.

*"Continuous mono-concave"*

NEW

## 8'10"X32"

*"Continues with its role as the shorter board for the heavier rider."*

With adequate stability to cater for the 100+ kilo types, those smaller riders can also enjoy the excellent stability created by the width and moderate volume rails, combined with the responsiveness of a shorter-length board.

Improvements have come about from a slight rail reduction in volume, smoother rocker and marginally modified outline in the nose and tail.

All these changes make large differences, with previous owners claiming they want the new one, having experienced the board's flow, extra sensitivity and rail turns with tighter cutbacks.

*"Continuous mono-concave"*

## 8'2"X32"

*"Small board agility for the not so small bodies."*

This short and stable board rapidly became a much loved favorite for its ability to provide agility for larger bodies.

Fine rails forward provide sensitivity when setting your rail and in cutbacks, while a thicker blockier tail rail produces acceleration and drive in turns.

The mono-concave bottom shape gives lift and a flat rocker in the middle of the board for speed, whilst maintaining rail curve for tight pocket turning.

Stable fast and agile. The ultimate big-man ripper.

*"Continuous mono-concave"*

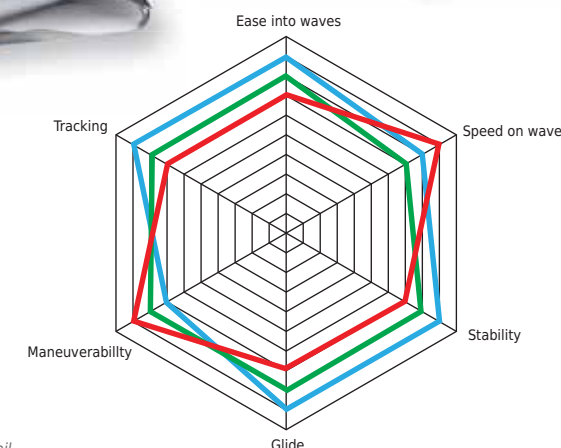


WIDEPOINT Comparison Chart

	10'5"	9'5"	8'10"	8'2"
Ease into waves	9.5	9	8	7
Speed on wave	8	8	7	9
Stability	9.5	9	8	7
Glide	9.5	9	8	7
Maneuverability	7	7.5	8	9
Tracking	9	9	8	7

AST Electric 10'5"x32" Widepoint has windsurf option and features an extra set of Surf Finz boxes set forward near the rail for added tracking when windsurfing (extra fins not provided).

AST Electric 9'5"x32", 8'10"x32" and 8'2"x32" Widepoints have windsurf option.



Rider: Giorgio Gomez / Photographer: Ben Thouard / Location: Tahiti



Rider: Zane Schweitzer / Photographer: John Carter / Location: Maui



# SURF 30"

Rider: Zane Schweitzer / Photographer: John Carter / Location: Maui



## 10'0"X30" NOSE RIDER

*"If you want to 'Hang 10', this is the board for you."*

This board offers the opportunity for graceful 1960's nose-riding style. It combines the attributes and feel of a classic nose rider with modern high-performance stand-up paddleboarding. The board features a large and deep teardrop nose concave which enables the hull to plane out extremely well when up on the nose, resulting in a smooth, fast and stable nose-riding sensation. It catches waves like no other and sports head turning performance when riding off the tail.

The Nose Rider is equipped with a unique fin setup that optimizes stability and straight planing when on the nose, and quick turning when riding off the tail.

*"Deep nose concave to flat V"*

*...If I was given the choice to choose a place to live in the world? It would be without a doubt in the islands of Tahiti... The reason, not only has to do with the perfect weather, ideal water temperature and exceptionnal landscapes... It 's more than that...*

*...It has to do with the authentic lifestyle and unique culture. And this can be translated in the Tahitian welcoming wished to guests, known as:*

*"Ia ora na, Manava e maeva" which means: "May life and energy be within you, I welcome you in my home and I share with you everything I have"...*

~ TAMA AUDIBERT

Rider: Tama Audibert / Photographer: Ben Thouard / Location: Tahiti

## 9'8"X30" ELEMENT

*"The user friendly allround board for many bodies in all conditions."*

Has been a longstanding popular shape for people from all walks of life with its good glide and ability in waves, combined with stability.

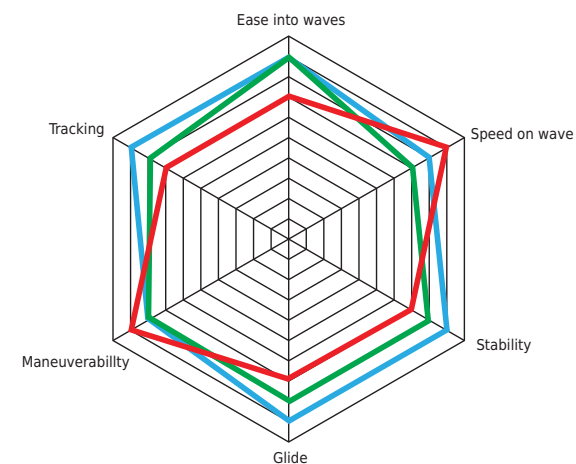
The new model has been given better acceleration and is faster due to its new deeper V, double concave bottom shape. These attributes promote a rail-to-rail transition, with lift and faster rocker from the concaves. This feeds into a heavier V in the tail, which provides some searing cutbacks for a board of this size.

*"Mono concave to flat middle to V"*

### SURF 30" Comparison Chart

	9'0"/8'5"	9'8"/9'5"	NUT 11'2"	NUT 9'5"	NUT 9'0"
Ease into waves	7	9	9.5	9	8.5
Speed on wave	9	7	8	9	9
Stability	7	8	9	8	7
Glide	7	8	9	8	7
Maneuverability	9	8	8	9	9.5
Tracking	7	8	9	8	7

AST Electric has windsurf option.







## 9'5"X30" CONVERSE+

*"The happy blend between glide and turning ability"*

The "+" equates to slightly longer length than the Converse, which translates to improved glide and easier entry into a wave.

Its full-length concave aids this, giving lift and life to the board. A flatter central rocker adds speed, with rail curve for smooth/rapid turning.

It caters to a huge audience with lighter and heavier paddlers alike being able to enjoy its dimensions. Lighter females will find it a good all-round board while heavier folks will appreciate its abilities in the waves.

Maximum fun in less than perfect waves.

*"Continuous mono-concave"*

## 9'0"X30" CONVERSE

*"A stable platform with a flat deck, makes it a larger board for heavier riders to make the most out of the trickiest of conditions."*

The Converse is the ideal board for either someone larger wanting to come down in length for a more progressive ride surfing, or anyone smaller wanting a good all rounder.

An all-new outline and rocker configuration have created a far more responsive and agile board than its predecessor. Instant acceleration, projection and excellent speed describe how this board reacts to foot and rail pressure.

*"Continuous mono-concave"*

AST Electric Converse+ and Converse have windsurf option.



NEW

## 8'5"X30" POCKET ROCKET

*"Getting in the Pocket just got a whole lot easier."*

The Pocket Rocket has been "the GO-TO" board for many satisfied owners due to its shorter length, moderate width, yet excellent stability for when conditions are less than perfect.

What was an already superfast, agile, stable performer, has been improved with a subtle increase in rocker at the front foot, the addition of slightly more V off of the tail and the nose being slightly pulled in.

All these subtle changes have made the Pocket Rocket smoother to initiate and redirect turns, while fitting into tighter pockets of the wave.

*"Continuous mono-concave"*



AST Electric has windsurf option.





# NUT



Rider: Mike Galvin / Photographer: Scott Mckercher / Location: Perth, Australia



## 11'2"X30" NUT NEW

*"For the SUP long-board enthusiast, there's no doubt this is a massive leap forward."*

A variation of a theme from the 11'2"x 30" Blend for those willing to look outside the box. Maintaining the excellent glide characteristics of the Blend, the unique outline shape greatly enhances turning performance on a wave by creating a shorter board's curve within the longer board without taking away from stability or glide.

*"Single concave to mid section V to tail concave"*

## 9'5"X29" NUT NEW

*"The high-performance longboard."*

If you're a longboard style master who wants to take it to the next level, then the Nut 9'5" is THE board for you.

Its unique outline encompasses a shorter board outline (8'5" Pro) in the rear half coming in at the middle and then back out to a full noseriding outline. Tight arc turning never seen in a longer SUP is now a reality.

Drive and speed are also enhanced with water being accelerated through the accentuated curves fore and aft. A great bonus is that the Nut glides into and catches waves as a 9'5" board!

*"Single concave to mid section V to tail concave"*

## 9'0"X28.5" NUT NEW

*"The smallest of the Nut takes the concept to new levels."*

Encompassing the outline curve of a 7'4" pro within a board of 9'0", unmatched performance is delivered in a board of this length.

The best of both worlds with length providing balance, glide and easy entry into waves, while the shortboard outline within for tight arc turning.

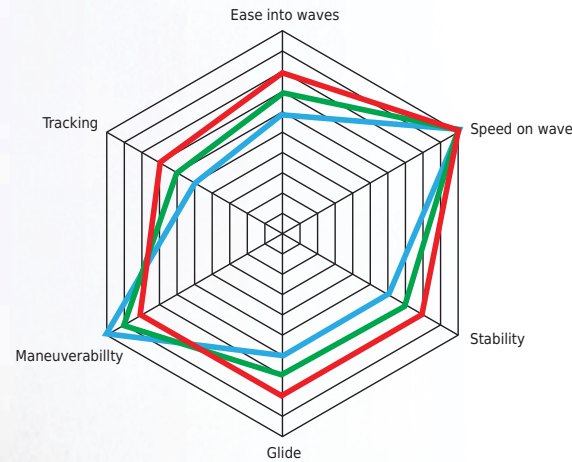
Reactivity and speed are generated for maximum performance in small surf and beachbreaks, whilst paradoxically handling large/hollow surf with grace and ease.

*"Single concave to mid section V to tail concave"*



9'5"x29" 9'0"x28.5"












PRO Comparison Chart

	9'0"	8'0"/8'5"	7'1"/7'7"
Ease into waves	8	7	6
Speed on wave	10	10	10
Stability	8	7	6
Glide	8	7	6
Maneuverability	8	9	10
Tracking	7	6	5



	9'0"X29" PRO	8'5"X29" PRO	8'0"X29" PRO	8'0"X28" PRO	7'7"X27" PRO	7'4"X25.5" PRO	7'1"X24" PRO
Shape:	Continuous mono-concave	Mono-concave to V just at tail	Mono-concave to V just at tail	Continuous mono-concave	Continuous mono-concave	Concave to double concave to heavy V on tail	Concave to double concave to heavy V on tail
Technology:	Carbon / Wood	Carbon / Wood	Carbon / Wood	Carbon / Wood	Carbon	Carbon / ASAP	Carbon
Max Rider Weight:	95 kg	90 kg	85 kg	80 kg	75 kg	65 kg	60 kg
Boxes:	Thruster/Quad	Thruster/Quad	Thruster/Quad	Thruster/Quad	Thruster/Quad	Thruster/Quad	Thruster/Quad
Thickness:	4.1"	3.75"	3.9"	3.9"	3.9"	3.6"	3.7"
Volume:	118 L	112 L	111 L	105 L	95 L	78 L	72 L
Tail Width:	16.9"	17.9"	17.8"	16.9"	16.5"	17.2"	16.5"
Fins:	 140 4.5"	 140 4.5"	 140 4.5"	 140 4.5"	 140 4.5"	 140 4.5"	 140 4.5"
TRACKING	4.5	4.0	3.0	3.0	2.0	2.0	1.5
MANEUVERABILITY	8.5	9.0	9.0	9.0+	9.5	10.0	10.0+
STABILITY	3.5	2.0	1.5	1.5	1.5	1	0.5
SPEED	4.5	3.5	2.5	3.0	2.0	2.0	1.0

\* All Board weights can be found at [www.star-board-sup.com](http://www.star-board-sup.com)

Brushed Carbon and Wood all center and side fins Hexcel, side fins with FCS II Box



FCS II BOX

LATEST IN DETACHABLE FIN SYSTEM TECHNOLOGY AND PERFORMANCE.  
\* Only available for brushed carbon PRO model side fins. Delivered with Starboard Hexcel fins sporting standard FCS base.





Rider: Zane Schweitzer / Photographer: Ben Thouard / Location: Tahiti



Riders: Giorgio Gomez, Izzi Gomez, Zane Schweitzer and Justin Holland  
Photographer: Ben Thouard / Location: Tahiti



Riders: Izzi Gomez / Photographer: Thomas Servais / Location: Nicaragua



## 9'0" X 29" PRO

*"For the larger PRO in any conditions"*

There's a mysterious combination between the rockerline, outline curve and mono-concave which enables this board to excel in any type of wave.

From pumping the board to generate speed in gutless waves to maintaining a rail at high speed in double overhead surf, this board does it all, without compromise. Tight pocket turns, vertical lip attacks and rail gouges all happen with ease.

Moderate rail volume and flat deck creates good stability in a PRO width to maintain ease of use and maximum performance.

*"Continuous mono-concave"*

## 8'5" X 29" PRO NEW

*"The ultimate all-rounder pushes the boundaries even further."*

The most popular board in the Pro range due to its dimensions and versatility that suit a large percentage of the SUP population, has finally found a successor.

Maintaining its ability to handle almost any size surf, the improvements are mostly felt in the small-to-medium sized surf range, where turning at slower speeds, acceleration, the ability to project vertically and backhand performance are greatly enhanced.

*"Mono-concave to V just at tail"*



## 8'0" X 29" PRO NEW

*"Predicted to become one of the PRO range favorites."*

Comes into the Pro range for the heavier rider wanting to come down in length from the 8'5" to 8'0", but found the 8'0" too strenuous due to its width of 28".

Based closely to the new 8'5"x29's rocker/outline and mono-concave to V off the tail, it produces instant acceleration down the line, holding effortlessly off the bottom to project you up at the lip vertically or down the line.

Rail turns are tight and driven with the ability to release when the tail is unweighted at the end of a turn.

*"Mono-concave to V just at tail"*





Rider: Zane Schweitzer / Photographer: Ben Thouard / Location: Tahiti

## 8'0"X28" PRO NEW

*"Providing 60-80kg riders an even better board to rip on."*

The longstanding favorite has finally been surpassed with an all-new bottom shape incorporating a forward V for smooth rail-to-rail transition, line drive and vertical projection.

This blends into the existing model's tail-kicked mono-concave for tight pocket turns and release.

Reduced deck rail volume has also improved sensitivity and control at higher speeds.

*"Continuous mono-concave"*

## 7'7"X27" PRO NEW

*"The new 7'7 has been dramatically improved with subtle changes in outline curve and rail volume."*

The tail outline has been pulled out fractionally, which has created a curve for smoother drive and enhanced acceleration. This translates to feeling loose, but solid on the wave with better ability to put it on rail when coming off the top.

The nose outline has been pulled in, which aids in setting your line early, surviving critical drops and fitting tighter into the pocket in cutbacks.

Volume has also been reduced marginally for heightened sensitivity whilst not affecting stability significantly. Maintains the "ease of use" of the previous 7'7", while getting closer to the 7'4" in reactivity.

*"Continuous mono-concave"*



Rider: Zane Schweitzer / Photographer: Ben Thouard / Location: Tahiti

## 7'4"X25.5" PRO

*"Get it in the carbon construction and watch this thing fly!"*

The 7'4" x 25.5" is the board that will take your riding to the next level of performance. With a narrow outline, thinner in the nose and tail, this board speeds through turns effortlessly. The single concave to a drastic V in the tail offers a speedy ride down the line as well as a very quick bottom-to-top turn response. That, mixed with the sharp rails of the tail tapering into a thinner domed rail in the center and through the nose, provides a very gradual transition into your turns and out. All these aspects combine for the ultimate board for powerfully quick, vertical turns, cutbacks and airs at a level no other board has allowed before.

*"Personally this board is the most high performance board I have ridden yet. Get it in the carbon construction and watch this thing fly! Executing turns at a much quicker speed and flying higher in the air. Enjoy!!" - Sean Poynter*

*"Concave to double concave, to heavy V on tail"*

## 7'1"X24" PRO

*"The InZane is everything you need to bump up your Stand Up Paddle Surfing game!"*

The 7'1" x 24" InZane Pro Model is my only board on tour, on my travels and every day at home. I rely on the InZane 7'1" x 24" for all my events in all conditions and it continues to amaze me with its overall ability to perform in every wave type; small or big, glassy or choppy, windy or perfect. When choosing the board construction, I recommend brushed carbon for the incredibly light feel. With Starboard's innovative, quality construction the board is lively and responsive in a wide variety of conditions. The rail-to-rail transitions, energetic snaps and maneuvers, acceleration out of turns and through flat sections are nothing like you have ever experienced. As one of the most innovative and high-performance boards on the market, it is the only board I trust when competing with the world's best on tour and when pushing myself and the limits of the sport. - See you on the water - Aloha and Mahalo, Zane Kekoa Schweitzer

*"Concave to double concave, to heavy V on tail"*



# SURF FISH

High performance Surf Fish will make you rip on smaller waves.



NEW

	8'8"X31.5" AIR BORN	7'10"X31.5" AIR BORN	7'10"X30" AIR BORN	7'4"X28'5" AIR BORN
Shape:	Continuous mono-concave	Continuous mono-concave	Mono-concave to V just at tail	Mono-concave to V just at tail
Technology:	Carbon / Wood	Carbon / Wood	Carbon	Carbon
Max Rider Weight:	95 kg	85 kg	80 kg	70 kg
Boxes:	Thruster/Quad	Thruster/Quad	Thruster/Quad	Thruster/Quad
Thickness:	3.7"	3.3"	3.4"	3.4"
Volume:	123 L	98 L	97 L	85 L
Tail Width:	19.6"	19.8"	18.9"	18.7"
Fins:				
TRACKING	4.0	3.0	3.0	2.0
MANEUVERABILITY	8.5	9.0	9.0+	9.5
STABILITY	5.0	3.0	2.5	1.5
SPEED	4.5	3.0	3.0	2.0+

\* All Board weights can be found at [www.star-board-sup.com](http://www.star-board-sup.com)  
Brushed Carbon and Wood all fins Hexcel



3mm EVA diamond groove  
with vertical brush texture

2 mm. EVA Crocodile skin

3.7"



## 8'8"X31.5" AIR BORN NEW

"Maximum performance in minimum conditions."

A larger version of the highly regarded Air Born range for maximum shredding in smaller surf. Thin rails and profile thickness combine with the width for a stable yet sensitive and highly responsive ride.

Drive and acceleration when the wave is lacking power is provided by the monoconcave bottom creating the ability to generate speed and project vertically.

Although a fast rocker it's still able to sit in the pocket for tight carves with release coming from V in the tail or letting the fins go when desired.

"Continuous mono-concave"



Photographer: Ben Thouard / Location: Tahiti



Rider: Benoit Carpentier / Photographer: Christelle Carpentier / Location: France





Rider: Zane Schweitzer / Photographer: Ben Thouard / Location: Tahiti



## 7'10"X31.5" AIR BORN

*"Small surf, extraordinary performance!"*

For those looking for ultra-high performance and stability in small surf, the Air Born 7'10"x31.5" has all the characteristics of the 30" board and more.

This ultra-thin profile allows the board to flex more and store all the energy ready for release on your airs or cutbacks, while providing extra stability and control. This is the ultimate performance fish.

*"Continuous mono-concave"*

## 7'10"X30" AIR BORN

*"To make the best of the small surf."*

An ultra-thin shape that enables you to rip even when the swell's barely there. Everything about the Air Born has been designed to achieve the best performance in any mushy waves. Its fish-style outline offers great shortboard carving.

The thin, high-apex rail lets the water flow around it, accelerating the board on the rail. This gives you the feel of riding a steep barrel wave.

*"Mono-concave to V just at tail"*

## 7'4"X28.5" AIR BORN

*"Mushy waves... no problem"*

The Air Born 7'4"x28.5" is a scaled down version of the Air Born 7'10"x30" to allow lighter or highly-skilled riders to optimize sessions where swell isn't very big. Everything about the Air Born has been designed to get the best performance in mushy waves. Its fish-style outline offers great shortboard carving.

Thin, high-apex rail lets the water flow around it, accelerating the board on the rail.

*"Mono-concave to V just at tail"*












# RACING

From chop to ocean swell, flat water to beach race starts, the fastest, most efficient boards that cross the finish line first.






## • SURF DOWN WIND



	14'0"X28" ALL STAR	14'0"X25" ALL STAR	14'0"X23" ALL STAR	12'6"X28" ALL STAR	12'6"X26" ALL STAR	12'6"X25" ALL STAR	12'6"X24" ALL STAR
Technology:	Custom Carbon Sandwich / Custom Glass Carbon	Custom Carbon Sandwich / Custom Glass Carbon	Custom Carbon Sandwich / Custom Glass Carbon	Custom Carbon Sandwich / Custom Glass Carbon	Custom Carbon Sandwich / Custom Glass Carbon	Custom Carbon Sandwich / Custom Glass Carbon	Custom Carbon Sandwich / Custom Glass Carbon
Max Rider Weight:	115 kg	85 kg	80 kg	105 kg	90 kg	85 kg	75 kg
Boxes:	Single	Single	Single	Single	Single	Single	Single
Volume:	305 L	269 L	239 L	269 L	259 L	243 L	242 L
Tail Width:	17.2"	16.3"	14.5"	17.4"	17.0"	16.9"	16.1"
Fins:	 Race Ultra	 Race Ultra	 Race Ultra	 Race Ultra	 Race Ultra	 Race Ultra	 Race Ultra
TRACKING	10.0+	10.0+	10.0+	10.0	10.0	10.0	10.0
MANEUVERABILITY	3.0	3.0	3.0	3.0	3.0	3.0	3.0
STABILITY	6.0	5.0	3.0	6.0	5.5	4.0	4.0
SPEED	9.5+	10.0	10.0+	9.5	9.5+	10.0	10.0+










## • FLAT WATER



	17'6"X23" SPRINT (UNLIMITED)	14'0"X23" SPRINT	12'6"X25" SPRINT
Technology:	Custom Carbon Sandwich / Custom Glass Carbon	Custom Carbon Sandwich / Custom Glass Carbon	Custom Carbon Sandwich / Custom Glass Carbon
Max Rider Weight:	85 kg	80 kg	85 kg
Boxes:	Single	Single	Single
Volume:	217 L	239 L	236 L
Tail Width:	14.6"	31.6"	41.5"
Fins:	 Race 24" Race 45"	 Race 24"	 Race 24"
TRACKING	10.0++	10.0	10.0
MANEUVERABILITY	2.0	3.0	3.0
STABILITY	4.0	5.0	5.0+
SPEED	10.0++	10.0+	10.0+

## • ALL WATER



	14'0"X27" RACE	14'0"X25" RACE	12'6"X27.5" RACE	12'6"X25.5" RACE	17'4"X28" ACE GT (UNLIMITED)	14'0"X25" ACE	14'0"X23.5" ACE	12'6"X25" ACE	12'6"X24" ACE
Technology:	Custom Carbon Sandwich / Custom Glass Carbon	Custom Carbon Sandwich / Custom Glass Carbon	Custom Carbon Sandwich / Custom Glass Carbon	Custom Carbon Sandwich / Custom Glass Carbon	Custom Carbon Sandwich	Custom Carbon Sandwich	Custom Carbon Sandwich	Custom Carbon Sandwich	Custom Carbon Sandwich / Custom Glass Carbon
Max Rider Weight:	90 kg	80 kg	90 kg	80 kg	110 kg	100 kg	80 kg	95 kg	80 kg
Boxes:	Single	Single	Single	Single	Single	Single	Single	Single	Single
Volume:	272 L	267 L	272 L	248 L	326 L	290 L	296 L	269 L	217 L
Tail Width:	15.2"	14.0"	17.8"	16.4"	4.8"	7.1"	6.4"	7.7"	7.8"
Fins:	 Race Ultra	 Race Ultra	 Race Ultra	 Race Ultra	 Hexcel 190	 Race Ultra	 Race Ultra	 Race Ultra	 Race Ultra
TRACKING	10.0+	10.0+	10.0	10.0	10.0++	10.0+	10.0+	10.0+	10.0+
MANEUVERABILITY	3.0	3.0	3.0	3.0	2.0	2.5	2.5	2.5	2.5
STABILITY	6.0	5.0+	5.0+	5.0	7.5	5.0+	5.0	5.0+	5.0
SPEED	10.0	10.0+	10.0+	10.0	10.0	10.0	10.0+	9.5+	10.0

Custom Carbon and Custom Glass all fins Hexcel


\* All Board weights can be found at [www.star-board-sup.com](http://www.star-board-sup.com)



# RACINGTECH

## CUSTOM CARBON SANDWICH

Lightest weight, efficient flex and extra strength.




**Features include:**

- Super light weight biaxial carbon is laminated over the entire hull for the lightest weight, best strength ratio and most efficient flex. The mid section of the board has stiffer UD Carbon side stringers to maintain the rocker in that critical area, thus optimizing glide.
- Thin high density PVC is used on the entire board minimizing resin uptake and maximizing strength. 0.6mm thick wood reinforcements are localized right below the standing platform to further enhance the longevity of the extra high density PVC sheet on the tray.
- This is the lightest and strongest race board construction we have ever offered.

## CUSTOM GLASS CARBON

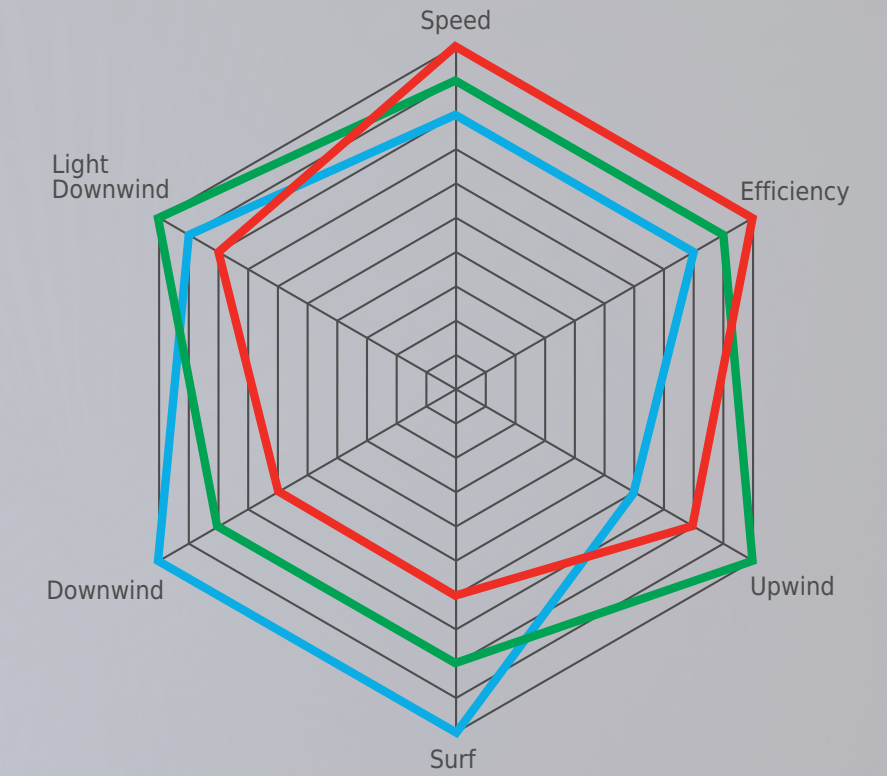
This light weight hybrid layup, offers a good weight at great Strength



- The full wrap of biaxial glass fiber covered by military grade plain weave gives great impact resistance for its weight and also provide a good Flex Pattern.
- The unidirectional carbon rail bands enhance this construction by making it longitudinally stronger and providing faster recoil.
- The standing area is reinforced with 2 wide strips of 0.6mm thick Australian pine to prevent heel marks over time.
- The Custom Glass Carbon technology combines performance and great value.

# PERFORMANCE COMPARISON CHART

- SPRINT
- RACE
- ALL STAR



	ALL STAR	RACE	SPRINT
Speed	8	9	10
Efficiency	8	9	10
Upwind	6	10	8
Surf	10	8	6
Downwind	10	8	6
Light Downwind	9	10	8

## ALL STAR vs RACE vs SPRINT

- ALL STAR
- RACE
- SPRINT







Rider: Zane Schweitzer / Photographers: Ben Thouard / Locations: Tahiti



## 14'0" AND 12'6" ALL STAR

Design teams face many challenges; the toughest, staying ahead of the Race Team. Every season we provide some of the worlds most decorated paddlers with new designs; boards that have evolved. These designs need to be slightly ahead of the athlete. We want to thank Brian Szymanski, John Becker, Bart de Zwart, Connor Baxter, Annabel Anderson and Zane Schweitzer.

### STRATEGIC THOUGHT: THE CHOICE FOR A VARIETY OF CONDITIONS.

The 2015 All Stars have more width up front in combination with more pronounced bottom concaves; this increases the stability and allows us to ride more narrow, faster boards. A benefit of a more narrow hull other than less friction, is that the paddle comes closer to the board and creates a more efficient power transfer also allowing for more strokes per side. The lower tail and nose rocker improves acceleration into bumps and makes it especially easy to connect to the next wave.

The flat water speed is also noticeably improved with the enhanced rocker line which creates a longer, effective waterline. The super light 12'6" x 24" is the winning bet for the 2015 season.



### Race Ultra Hexcel fin

A perfect combination for creating a well balanced behavior in ocean swell and flatwater, with enough rake to go through seaweed.



### SHARP THIN NOSE

For good wave piercing ability at various angles.



### SLIGHT STANDING TRAY

For more stability in waves.

### STEAP TRANSON

The steep transom tail gives ultimum buoyancy in high leverage area.


### STRAIGHT OUTLINE

For optimum control and stability.



### BALANCED ROCKER

Easy to trim the board by a single step backward or forward.



Center gravity



## PROTOTYPE TESTING, LAKE TACO, STARBOARD HQ

Rider: Titouan Puyo and Bart de Zwart / Photographers: Tao Farren-Hefer / Locations: Taco lake, Thailand

# 14'0" AND 12'6" SPRINT

*"This year's 12'6" x 25" is significantly faster than last year's 12'6" x 24" and as stable as last year's 12'6" x 26".*

The world's fastest flatwater orientated board raises the bar even higher for 2015, with increases in speed and efficiency over the victorious 2014 models.

The bottom shape has been completely updated to offer better versatility in flatwater and ocean chop, with cross rockers providing plenty of curves (control), but a flat profile (speed).

The complex concave and rail shape dictates at all times where the water should flow under the board to reduce drag, generating bags of acceleration through the Venturi effect.


The 2015 model is significantly more stable than last year relative to width, partly due to the new inner deck rail shape which offers a low center of gravity with wider inside standing area and the concave tail.

## FOILED NOSE PROFILE

Foiled nose creates a dynamic lift when nose is submergent on a wave.

### LIFT


Due to depressure



## ERGONOMIC TRAY

Deep tray for low center of gravity and stability.

Egonomic dug out inner rails for increased foot space and comfort

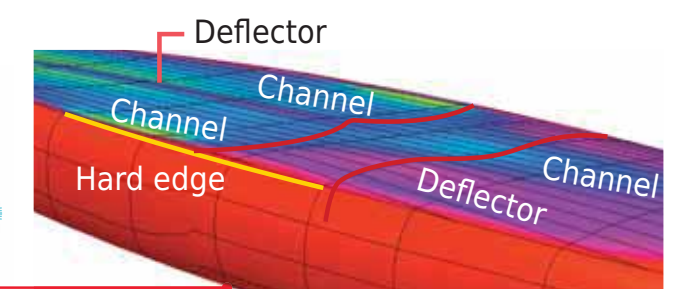
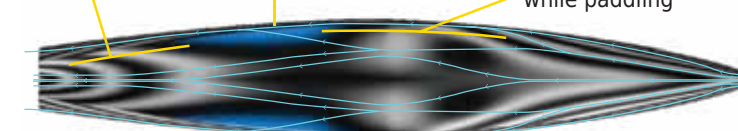


## HYDRO-DYNAMICALLY OPTIMIZED BOTTOM

Hard edge for control in surf

Soft edge for release narrowing outline

Hard edge for control while paddling







Rider: Connor Baxter / Photographers: Matty Schweitzer / Locations: Maui

# 14'0" AND 12'6" RACE

*"The best of both worlds!"*

The "Race" was born by breeding all the speed elements of the Sprint and some of the user-friendliness and sea keeping ability of the All Star. The Race has an efficient chop-penetrating-nose with its slender and round shape. It is a bit less stable than All Stars of similar sizes. The low front rocker maximizes the waterline and makes the board extremely competitive on flat water while it also catches small bumps quicker than the Allstar.

One board quiver that works as well in flat water race and chop - A versatile offering.

## THE BEST OF BOTH WORLDS

The Race is a perfect morph of a Sprint and an All Star creating the most polyvalent board.

### FOILED NOSE PROFILE

Foiled nose creates a dynamic lift when nose is submergent on a wave.

**LIFT**  
Due to depressure

**PRESSURE**



### SLIGHT TRAY

Slight tray for more stability in waves.



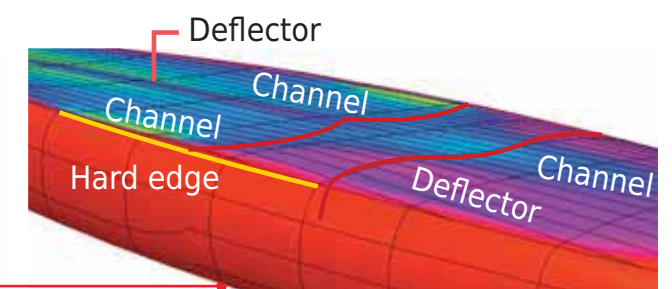
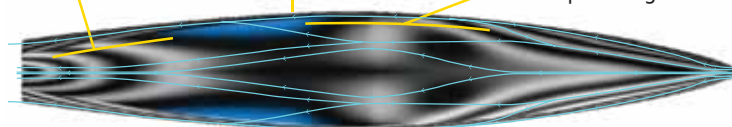
### STEAP TRANSON

The steep transom tail gives ultimum buoyancy in high leverage area.



### ENGINEERED BOTTOM

Hard edge for control in surf  
Soft edge for release narrowing outline  
Hard edge for control while paddling







Rider: Zane Schweitzer and Tama Audibert / Photographers: Ben Thouard / Locations: Tahiti



## 14'0" AND 12'6" ACE

*"The Choppy Water Champion."*

With a new flatter rocker, new rounder rails aft, refined nose shapes and new efficient cockpit, the ACE sees its largest performance leap in five years.

Catching bumps quicker, connecting better between waves, faster upwind and quicker on the flats, the Ace is an overall easier board to paddle, with more excess speed than ever.

Generally, the high sidewalls and dug out standing area allow for a narrow and fast hull. The narrower hull also makes it possible to keep the paddle closer to the board, thus transferring energy more effectively.

The thick board with lots of volume, simply pops up over the chop all the time, making it effortless to paddle and catch wave bumps. The NACA profile outline with its narrow tail provides an incredibly efficient release of water.

The built-out rail section makes it possible to use wider stances.



ROUND RAILS

REFINED NOSE SHAPES



DUG OUT STANDING



NEW FLATTER ROCKER







Rider: Mathieu Rauzier / Photographers: Tanavut Wattanasomwong / Locations: Lake Taco, Thailand

## 17'6" X 23" SPRINT (UNLIMITED)

*"Speed unlimited, the World's fastest paddle board."*

This board design was achieved by pushing all physical and scientific limitations, keeping only one thing in Mind: Unreal Speed !!

Every design parameter has been optimized with state of the art computer fluid dynamic simulations for the best possible effort-to-speed ratio. Over 30 digital shapes have been benchmarked in order to come up with this result: The World Fastest Paddle Board Ever !

Optimum beam / length ratio and prismatic coefficient made this beast the ultimate speed machine. Designed as a flat water board with Race 24 fin, this board does extremely well in light chop when equipped with an Ocean Fin Race 45 which has been specially designed to enhance drastically the stability of the board by moving its center of effort deep under the board, creating high momentum in transversal stability.

The Sprint Unlimited is available in a sole, state of the art triaxial carbon technology, exclusively used on the Unlimited, allowing a board of its size to weight 11kg to stay stiff in flat water for best energy transfer, yet allowing a high recoil flex in ocean conditions.

Unlimit yourself and experience the thrilling sensation of paddling at unseen velocity, effortlessly leaving no wake behind you.

\*Both fins included



**\*Ocean Fin Race 45**

For choppy water or extra stability. Never to be used together with Race 24

or

**\*Race 24**

For flat water



Rider: Tama Audibert / Photographers: Ben Thouard / Locations: Tahiti

## 17'4" X 28" NEW ACE GT (UNLIMITED)

*"The all-round race offering in our SUP range."*

The all-new ACE GT 17'4" x 28" catches bumps like nothing else and connects one wave to another like a dream. The board is stable, enjoyable and effortless. If you are tired of kayakers passing you with their long slender hulls, the ACE GT is the game changer. This board is also cool for unlimited downwind races.





# EXPLORING

Explore with fast and stable boards. The Touring line is a new dimension for paddlers wanting the most out of their journey.



NEW



NEW



NEW



NEW



NEW



NEW















NEW



NEW



	14'0"X30" EXPEDITION	14'0"X30" ELITE TOURING	12'6"X31.5" ELITE TOURING	12'6"X30" ELITE TOURING	11'6"X29.5" ELITE TOURING	10'6"X29.5" POCKET TOURING	9'6"X29.5" POCKET TOURING
Shape:	← Round V double concave midsection to deep V concave tail →						
Technology:	Wood	Carbon / Wood / Electric / Starshot	Carbon / Wood / Electric / Starshot /	Carbon / Wood / Electric / Starshot	Carbon / Wood / Electric / Starshot	Carbon / Wood / Electric / Starshot	Carbon / Wood / Electric / Starshot
Max Rider Weight:	120 kg	110 kg	110 kg	100 kg	90 kg	85 kg	80 kg
Boxes:	Single	Single	Single	Single	Single	Single	Single
Thickness:	-	-	-	-	-	-	-
Volume:	334 L	249 L	254 L	249 L	235 L	227 L	203 L
Tail Width:	16.5"	14.7"	17.0"	17.1"	20.6"	22.2"	22.0"
Fins:	 Dol-fin22"	 Dol-fin22"	 Dol-fin22"	 Dol-fin22"	 Dol-fin22"	 Director	 Director
TRACKING	10.0+	10.0+	10.0	10.0	9.5	9.0	8.0
MANEUVERABILITY	3.0	3.0	4.0	4.0	5.0	5.5	6.0
STABILITY	8.0	8.0	9.0	9.0	7.5	7.0	6.5
SPEED	9.0	9.0	8.5	9.0	9.0	8.5	8.0

12'2"X32" FREERIDE XL	12'2"X30" FREERIDE	11'6"X29.5" PADDLE FOR HOPE	11'2"X29" FISHERMAN	10'5"X35" HYBRID
Double-concave to single	Double-concave to single	Round V double concave midsection to deep V concave tail	Mono-concave to flat V	
Carbon / Wood / Electric / Starshot	Carbon / Wood / Electric / Starshot	Electric	Electric	Plastic Molded
105 kg	95 kg	90 kg	140 kg	95 kg
Thruster	Thruster	Thruster/Quad	Thruster/Quad	Twin Fins
5.6" 254 L 16.6"	5.6" 238 L 15.3"	- 235 L 20.6"	4.9" 280 L 24.0"	15.7" - -
 Dol-fin22"	 Dol-fin22"	 Dol-fin22"	 Dol-fin22"	 Retractable
9.0 5.0 8.5	9.0 5.0 8.5	9.0 5.0 8.5	7.0 4.0 10.0+	9.0 4.0 8.0

Brushed carbon, Wood and AST Electric all center fins Hexcel / Starshot center fins injection molded.( Except Pocket Touring-Hexcel)  
AST Electric and Starshot Freeride and Freeride XL side fins injection molded



Rider: Bart De Zwart / Photographer: Tim Mckenna / Location: Papeete, Tahiti

## THE FRENCH POLYNESIAN CROSSING



LEAVING PAPEETE



DAGMAR AND SOLEIL STAYING IN TOUCH FROM HAWAII



Riders: Victoria Stuart / Photographer: Graeme Murray / Location: New Zealand

NEW

## 14'0"X30" ELITE TOURING

*"Extra fast, real stable and great tracking."*

The Elite Touring 14'0" x 30" is for the paddler who wants the most possible speed out of an easy-to-ride board.

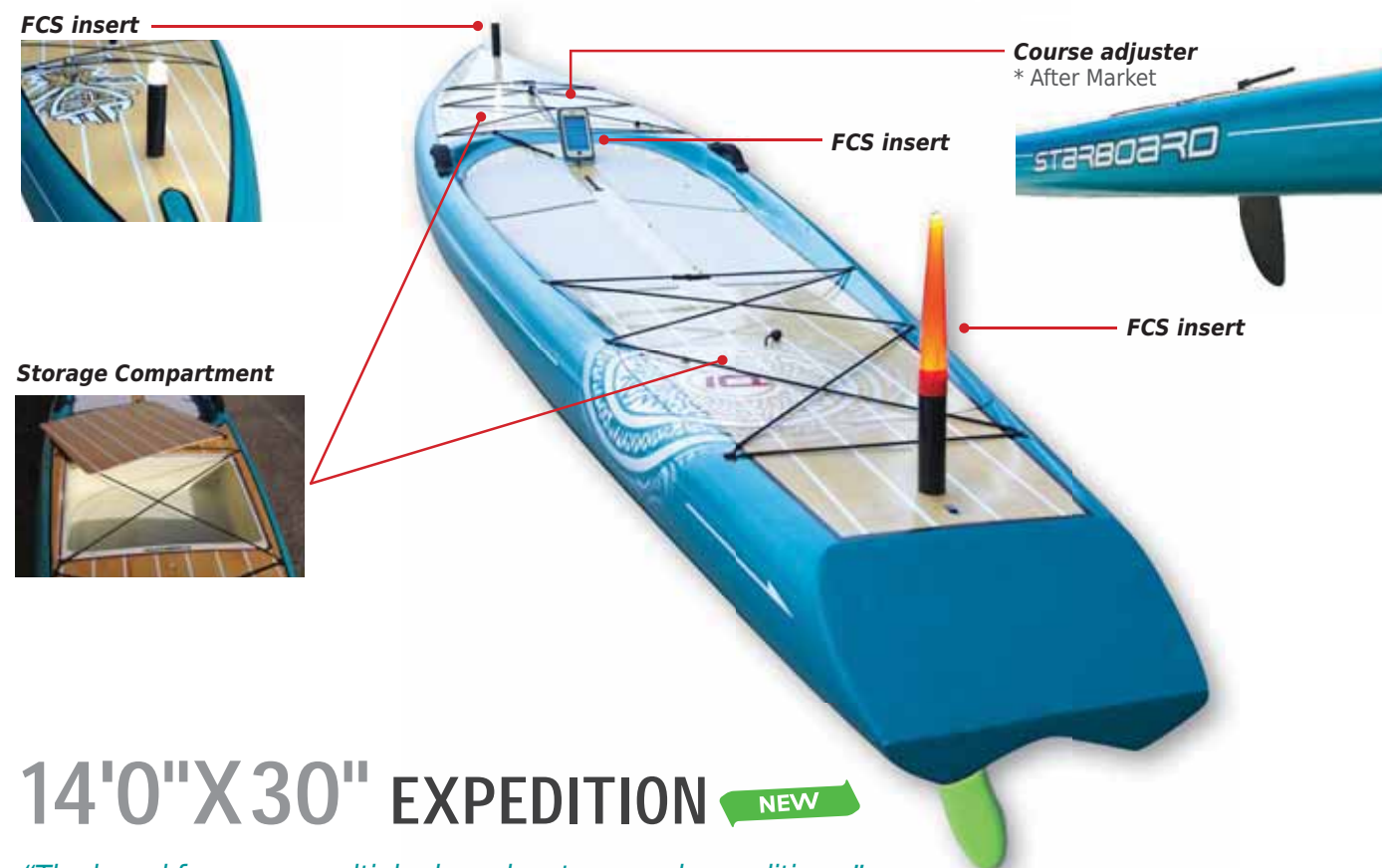
This design helps you conserve your energy due to its stability and comfort. Longer is always faster and this 14'0" x 30" Elite Touring maximizes every inch.

Equipped with two bungee tie downs to carry extra gear and four FCS inserts for installing lights or GPS. Take this board on your next adventure!

*"Round V double concave midsection to deep V concave tail"*



AST Electric 14'0" Elite Touring has Windsurf option and features an extra set of Surf Finz boxes set forward near the rail for added tracking when windsurfing (extra fins not provided).



FCS insert

Course adjuster  
\* After Market

FCS insert

FCS insert

Storage Compartment

## 14'0"X30" EXPEDITION NEW

*"The board for one or multiple day adventures and expeditions."*

After all the crossings and expeditions all over the world, Bart de Zwart had a clear idea of the perfect expedition board. It had to be fast yet stable with enough volume to carry gear and supplies if needed. It also had to be multi-functional: ready for a day trip with family or a 7-day solo adventure. The Expedition is all that and more. With the input from Bart, the Expedition was created with two inside compartments to stow gear, water or food and many options to tie down even more on deck. The extra side-fin options and a front rudder will let you stay on course even in windy conditions. There are many small details which make this board complete: plugs for towing, leashes, GPS, compass and even a deck track for windsurfing.

Bart will use this board for a 4-day open ocean crossing, an SUP adventure in Africa and also for an exploring day along the coast with his family.

With the race bottom shape and slightly higher nose this board is designed to go anywhere from flat water, to rivers to open ocean.

Go Adventure!

*"Round V double concave midsection to deep V concave tail"*





Rider: Victoria Stuart / Photographer: Graeme Murray / Location: New Zealand



Riders: Dan Gavere / Photographer: Greg Vondersten / Location: Jackson, WY



## 12'6"X31.5" / 12'6"X30" ELITE TOURING

NEW

*"Extra fast, real stable and great tracking."*

A great alternative for a more stable race board and a lively crisp design that lends itself to exploring waterways anywhere. This design works really well in flat water, but you may be surprised by how well it rides down wind and catches small chop and bumps.

Equipped with two bungee tie downs to carry extra gear and four FCS inserts for installing lights or GPS.

The Elite Touring **12'6" x 31.5"** is quite a bit more stable than the 12'6" x 30" Touring and as it has more volume, it can carry more weight and heavier riders.

The Elite Touring **12'6" x 30"** is fast and easy to paddle - for the riders who want efficiency, ease and control.

*"Round V double concave midsection to deep V concave tail"*

**AST Electric** 12'6" Elite Tourings have Windsurf option and features an extra set of Surf Finz boxes set forward near the rail for added tracking when windsurfing (extra fins not provided).

## 11'6"X29.5" ELITE TOURING

NEW

*"Extra fast, real stable and great tracking."*

The Elite Touring 11'6" x 29.5" proved a breakthrough in gliding performance for a board at this length. The slender nose section pierces water while volume distribution in rails and concave bottom shape provides the glide and stability.

It feels light and nimble, has great glide and is simply fun to ride. The aft fin box supports great tracking.

Equipped with two bungee tie downs to carry extra gear and four FCS inserts for installing lights or GPS.

*"Round V double concave midsection to deep V concave tail"*

**AST Electric** 11'6" Elite Touring has Windsurf option and features an extra set of Surf Finz boxes set forward near the rail for added tracking when windsurfing (extra fins not provided).







Rider: Annabel Anderson / Photographer: Nathan Secker / Location: Deep Cove Doubtful Sound

NEW

## 10'6"X29.5" POCKET TOURING

*"Extra fast for its length, real stable and great tracking."*

The Pocket Touring 10'6" x 29.5" breaks barriers and provides glide and stability in a short length. The balance between a slender nose section and plenty of volume right in front of the standing area makes for speed and good paddling stability. This board turns on a dime when stepping the foot back, yet keeps great directional stability while paddling. The swept back, oversized Director fin and its box sits all the way back in the board changing the perception of tracking.

*"Round V double concave midsection to deep V concave tail"*



DIRECTOR FIN



Rider: Lei Abinan / Photographer: Tanavut Wattanasomwong / Location: Lake Taco, Thailand

NEW

## 9'6"X29.5" POCKET TOURING

*"Extra fast for its size, real stable and great tracking."*

The Pocket Touring 9'6" x 29.5" is another milestone by Starboard. A versatile short hull signifying a new landmark in Touring performance.

It accelerates well with its low weight and has an agile feel. It easily keeps good ground speed and is faster than a 12'0" all-round design.

The swept back oversized Director fin is extra wide and makes for great tracking with the fin box sitting all the way back in the board,

This light, fun, Pocket Touring design is fascinating on the flats, great in chop and a blast through shore breaks. A short, easy to store board that is really big on performance.

*"Round V double concave midsection to deep V concave tail"*







Rider: Justin Carter / Photographer: Nathan Secker / Location: Doubtful Sound Fiordland

## 12'2"X32" FREERIDE XL

## 12'2"X30" FREERIDE

*"Ultimate glide and speed on an all-round board."*

**12'2"x32"** The extra two inches in width allows heavier riders (90kg+) to enjoy this hybrid shape for cruising or training. An extremely comfortable and effortless board.

*"Double-concave to single"*

**12'2"x30"** The Freeride is a hybrid concept, taking some of our race board development and applying it to an allrounder shape. It is designed to fit in the all-round (surf class) race category. Initially it appears like an all-round cruising board, but as soon as you start paddling it, you unleash the racing DNA. The board is extremely versatile and user friendly, a thrill on a downwind run or friendly race, but also ideal for cruising your favorite area with minimum effort. The wide nose section makes it extra stable. The nose rocker has been traded for a chamfered double concave nose, offering amazing water deflection. Now the icing on the cake: the Electric Blue version has become an amazing windsurfer, offering an unmatched experience.

*"Double-concave V at nose, merging to single concave mid-to-tail sections"*

AST Electric Freeride XL and Freeride have Windsurf option and features an extra set of Surf Finz boxes set forward near the rail for added tracking when windsurfing (extra fins not provided).



*"SUP helped me heal faster, improve my stamina, increase my range of movement and release tightness around my breast tissues and shoulders. Most importantly, it made me feel ALIVE".*

Rider: Karin Horen / Photographer: Georgia Schofield / Location: Milford, Auckland

## 11'6"X29.5" PADDLE FOR HOPE

*"The Starboard Paddle For Hope 11'6" x 29.5" Touring, inspired by Karin Horen"*

"The Paddle For Hope is a celebration of life. Our goal is to give back some strength and confidence to women who have been diagnosed with breast cancer, and give them the chance to start healing through paddleboarding." - Karin Horen, Paddle For Hope Ambassador.

SUP Fitness Instructor and mother-of-three, Karin Horen first had breast cancer at the age of 26. When she recovered, she made a promise to help others on the same journey, and in 2011, together with volunteers and Starboard NZ, Karin initiated the annual Starboard Paddle For Hope Charity event; a fun stand up paddling festival where everyone dresses up in pink to raise money and awareness for breast cancer rehabilitation.

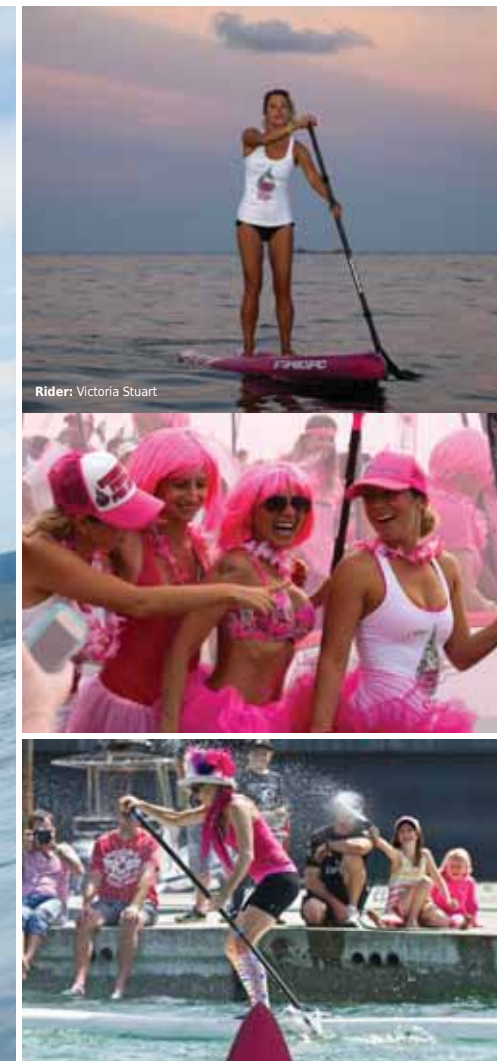
In 2014 Karin had breast cancer for the second time, and underwent a double mastectomy, harsh chemotherapy and radiotherapy treatments and reconstructive surgery, all the while using paddleboarding to help her recover.

Karin is now working with Lou James of Pinc and Steel Cancer Rehabilitation Trust to develop PaddleOn, a stand up paddle rehabilitation

program for men and women living with cancer or its effects. Starboard is donating all profit from sales of this board to Pinc and Steel.

The board features artwork from The Painted Warrior, by NZ artist Nikki Sorich. In the original painting she sits gracefully in a small paper boat on which is written by her child - "love, hope, courage, faith and family" - words chosen to represent a woman's journey with breast cancer, and echoed through symbols in the artwork, such as the Maori headband woven to represent her ancestors and family. The Koru is a symbol of growth, strength and peace that also resembles ocean waves, and the dove - for hope. The Painted Warrior is returning from a journey. Victorious.

**PINC & STEEL**  
CANCER  
REHABILITATION  
TRUST



Rider: Victoria Stuart







Rider: Ingo Rotermund / Photographer: Søren Bjønness / Location: Island of Sula, Norway

NEW

## 11'2"X39" FISHERMAN

*"Experience waterways through stability and glide like never before."*

The Fisherman is an extra-wide hull with high stabilizing rails. The dug out mid-deck section offers an ultra-stable platform for paddling. Features include drain channels, multiple tie-down positions with bungee straps for storage, 4 FCS inserts for lights, GPS or phone and Scotty™ Marine inserts (compatible with RAM and Scotty fishing rod mounting systems) making the Fisherman a revolutionary multi-purpose Stand-Up Paddleboard.

*"Mono-concave merging to a flat V"*



Rider: Mark Dickinson / Photographer: Jon Milnes / Location: Koh Chang, Thailand

## 10'5"X35" HYBRID


*"A fast and steady catamaran hull."*

The catamaran hull is a stable platform for fishing and fun in the sun. The high and dry seat makes for a more comfortable paddle position than in a normal kayak.

The wide, double hull glides with ease and is an amazing all-round performer in a variety of conditions. Packed with functional features, the Hybrid changes your all-round water time.



Bungee lines for storage



Soft, comfortable EVA footpads in standing area for traction.



Retractable Fin Handle.



Folding backrest and adjustable seat for comfort.\*  
\*Seat sold separately



Water bottle holder easily accessible when standing or sitting.



Built in roller wheels for easy out of the water handling



2 Front / 2 Aft waterproof storage compartments.



Equipped with 2 fishing rod holders.



Retractable twin fins for directional stability and ease of storage.





# ASTRO INFLATABLE

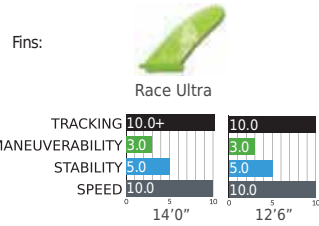
Stiffer, stronger and easier to inflate, lets go fishing, yachting, yoga boarding and white water paddling.

## RACING



**NEW**  
14'0"X26"  
12'6"X26"  
ASTRO RACER

Technology:	Deluxe
Est Rider Weight:	90 kg
Boxes:	Single
Thickness:	6.0"
Volume:	319 L / 286 L
Tail Width:	13.5" / 14.6"



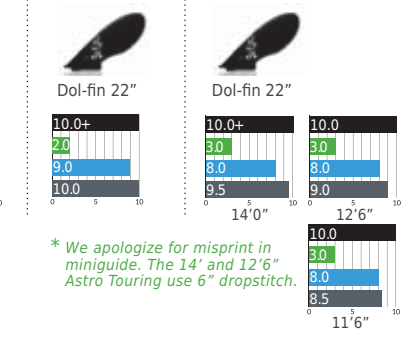
## EXPLORING



**NEW**  
16'0"X32"  
ASTRO TOURING UNLIMITED

**NEW**  
14'0"X31"  
12'6"X31"  
11'6"X30"  
ASTRO TOURING

Technology:	Zen	Zen
Est Rider Weight:	180 kg	115 kg / 105 kg / 80 kg
Boxes:	Single	Single
Thickness:	6.0"	*6.0" / *6.0" / 4.7"
Volume:	450 L	351 L / 302 L / 237 L
Tail Width:	13.4"	14.7" / 16.7" / 17.1"



## ALLROUND

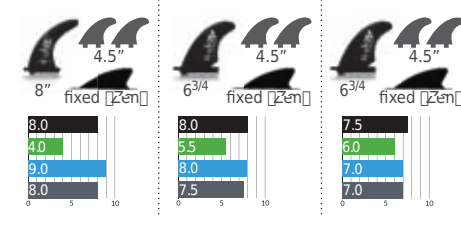


**NEW**  
12'0"X33"  
ASTRO ATLAS

**NEW**  
11'2"X32"  
ASTRO BLEND

**NEW**  
10'5"X30"  
ASTRO DRIVE

Technology:	Deluxe / Zen	Deluxe / Zen	Deluxe / Zen
Est Rider Weight:	105 kg / 95 kg	95 kg / 85 kg	90 kg / 80 kg
Boxes:	Thruster	Thruster	Thruster
Thickness:	6.0" / 4.7"	6.0" / 4.7"	6.0" / 4.7"
Volume:	364 L / 288 L	330 L / 261 L	330 L / 228 L
Tail Width:	17.5"	15.7"	15.0"



## SURF

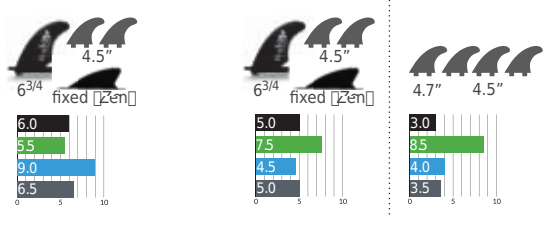


10'0"X35"  
ASTRO WHOPPER

9'0"X30"  
ASTRO CONVERSE

8'2"X32"  
ASTRO WIDE POINT

Technology:	Deluxe / Zen	Deluxe / Zen	Deluxe
Est Rider Weight:	115 kg / 95 kg	85 kg	85 kg
Boxes:	Thruster	Thruster	Quad
Thickness:	6.0" / 4.7"	4.0"	4.0"
Volume:	300 L / 237 L	170 L	288 L / 130 L
Tail Width:	18.9"	18.2"	19.9"



## SPECIALTY



**NEW**  
11'2"X40"  
ASTRO FISHERMAN

**NEW**  
11'2"X40"  
ASTRO TENDER

11'2"X40"  
ASTRO EXPLORER

11'2"X40"  
ASTRO YOGA 40

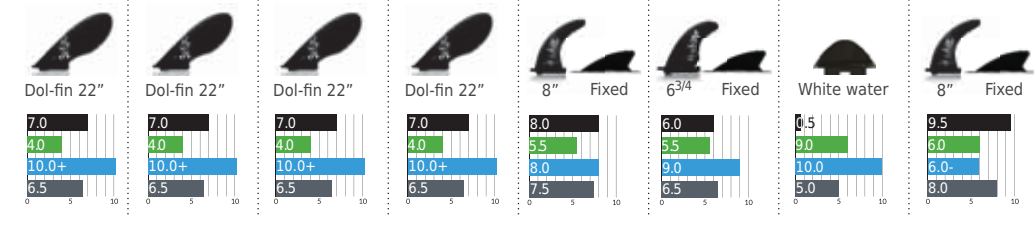
11'2"X32"  
ASTRO YOGA CROSS OVER

10'0"X35"  
ASTRO YOGA DASHAMA

9'6"X36"  
ASTRO STREAM

12'0"X28"  
OCEAN RESCUE

Technology:	Deluxe	Deluxe	Deluxe	Zen	Zen	Zen	Deluxe	Deluxe
Est Rider Weight:	120 kg	120 kg	120 kg	120 kg	95 kg	115 kg	105 kg	180 kg
Boxes:	Single	Single	Single	Single	Thruster	Thruster	Quad	Thruster
Thickness:	6.0"	6.0"	6.0"	6.0"	6.0"	6.0"	6.0"	6.0"
Volume:	405 L	405 L	405 L	405 L	330 L	300 L	387 L	315 L
Tail Width:	24.0"	24.0"	24.0"	24.0"	15.7"	18.9"	24.2"	16.0"

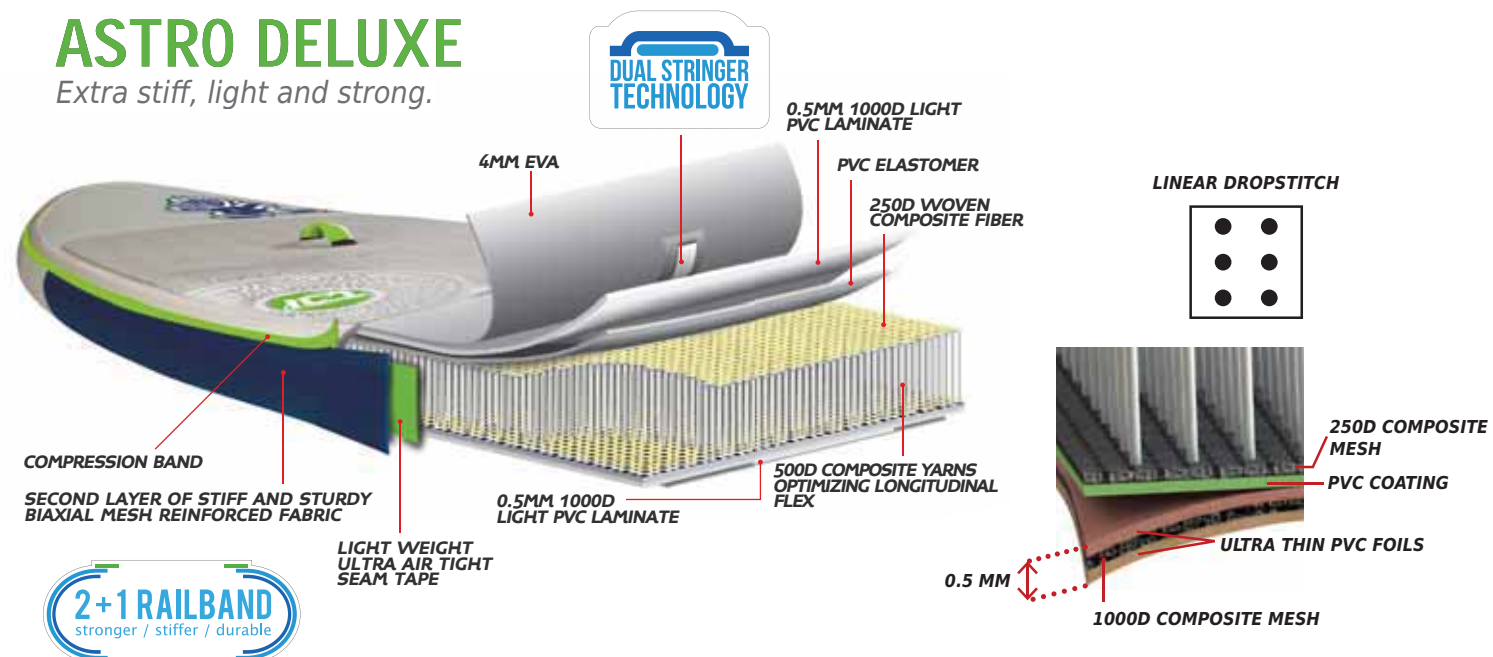


\* All Board weights can be found at [www.star-board-sup.com](http://www.star-board-sup.com)



# ASTRO DELUXE

Extra stiff, light and strong.



- 6.0" (150mm) dropstitch creates our stiffest technology.
- Deck and bottom have high strength, 0.5mm 1000 Denier laminate over a uni-directional 250 Denier dropstitch material, delivering optimum stiffness at light weight.
- Rails with 0.5mm 500 Denier polyester plain weave, for 100% air tightness covered by robust bi-axial 0.7mm 1000 Denier polyester mesh, for additional stiffness.
- 2015 rails are 70% thicker and stronger than the 2014 Astro rails.
- The parabolic compression band in the critical deck edge area, creates a curved edge, increasing stiffness with little weight penalty.
- For more stiffness, a dual stringer on the most compressive area of the deck.
- The short Starboard Astro US box helps to roll up the board as tight as possible.
- The side fin boxes will fit our standard removable Surfinz or your favourite FCS fins.
- The high grade EVA deck pad has a 4mm thick square groove in the standing area and a 2mm thick aft section, all the way to the rail of the board.


## MAGIC BAG

- Twin roller wheels on the front of the bag for easy transport.
- 2.5cm thick back support and comfortable belt strap for hiking.
- Strong, non corrosive zipper and a multitude of reinforcements.
- The durable and innovative choice for serious travellers.



# ASTRO ZEN

Strong, durable and stiff.



- Unique 4.75" (120mm) dropstitch for a good balance between volume and stiffness.
- Deck and bottom have 0.7mm 1000 Denier polyester plain weave laminate over the 500 Denier dropstitch material, making the hull extra strong and stiff.
- Rails with 0.5mm 500 Denier polyester plain weave, secures 100% air tightness covered by robust bi-axial 0.7mm 1000 Denier polyester mesh, for additional stiffness.
- The short Starboard Astro US box helps to roll up the board as tight as possible.
- 2015 rails are 70% thicker and stronger than the 2014 Astro rails.
- Flexible permanent side fins aid tracking and safety.
- Wide, light weight, 2mm crocodile skin EVA deck pads all the way to the rail of the board.

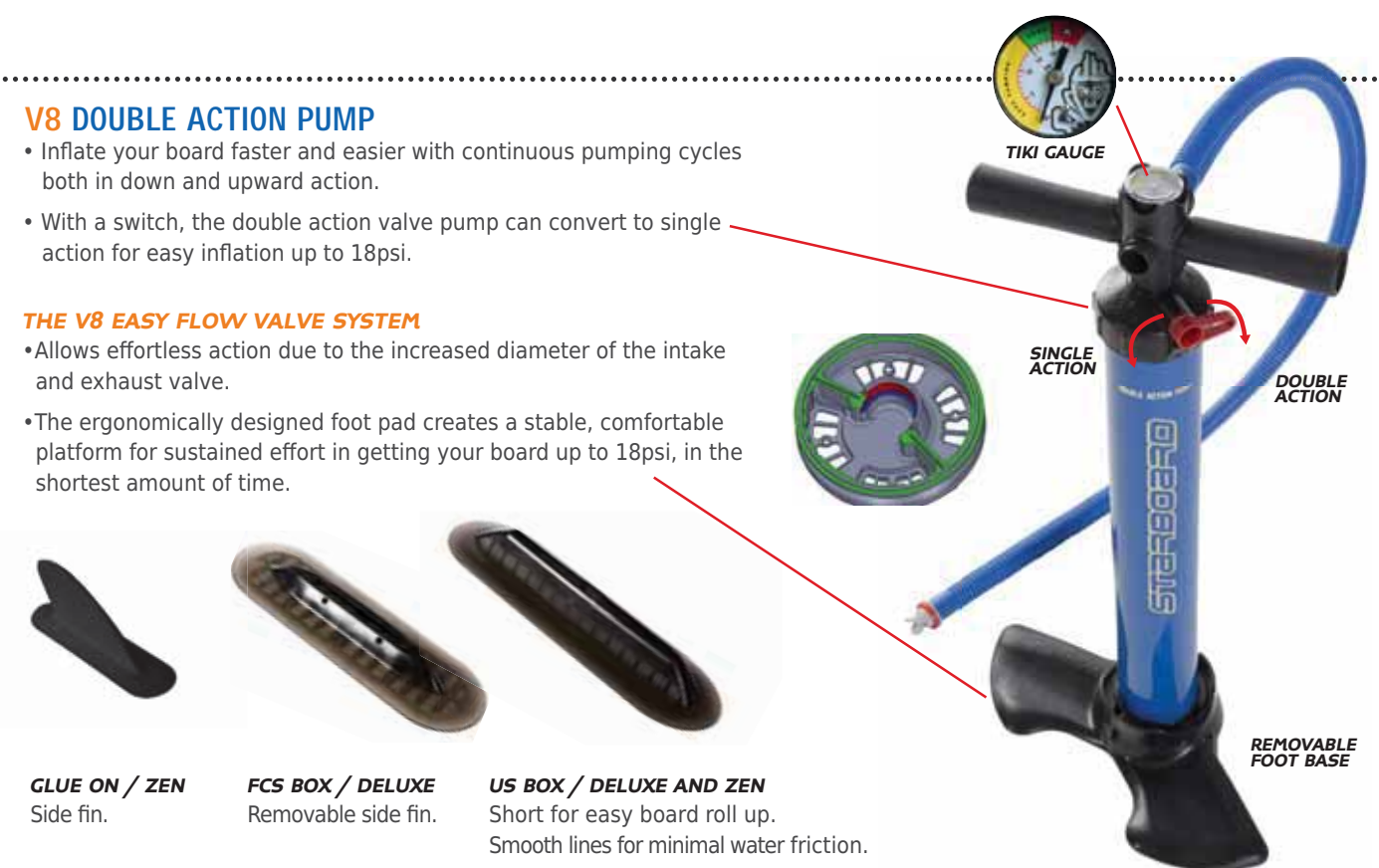
\*Astro Yoga Zen and Touring Zen boards offered in 6" (150mm) dropstitch. (11'6" Astro Touring in 4.75")

## V8 DOUBLE ACTION PUMP

- Inflate your board faster and easier with continuous pumping cycles both in down and upward action.
- With a switch, the double action valve pump can convert to single action for easy inflation up to 18psi.

### THE V8 EASY FLOW VALVE SYSTEM

- Allows effortless action due to the increased diameter of the intake and exhaust valve.
- The ergonomically designed foot pad creates a stable, comfortable platform for sustained effort in getting your board up to 18psi, in the shortest amount of time.







Rider: Zane Schweitzer / Photographer: Ben Thouard / Location: Tahiti

## 14'0"X26" 12'6"X26" **ASTRO RACER**

NEW

*"A true racing machine that fits in a backpack."*

A highly competitive race board with amazing glide and speed. This board can fly with you anywhere in the world.



Astro air valve

Dual layer railband

14'0"  
ZEN

12'6"  
ZEN



Rider: Dan Gavere and Kate Ceronki / Photographer: Greg Vondersten / Location: Jackson, WY

## 16'0"X32" **ASTRO TOURING UNLIMITED**

NEW

*"Everything is more fun with two"*

Another world first by Starboard. This super fast board that also is great fun to paddle in Tandem makes for an even more fun and social sport. It's quicker than the touring boards and more stable as well.

Featuring 3/4 EVA deckpad and bungee tie down for storage.



Rider: Andrea Franova / Photographer: Denis Rey / Location: Mauritius



Riders: Sarah and George Gomez / Photographer: Ben Thouard / Location: Tahiti



16'0"  
ZEN





Riders: Bart De Zwart / Photographer: Bart De Zwart / Location: Greenland, Arctic Tundra




Bungee straps

FCS insert

Scotty insert



Paddle holder



14'0"x31"  
ZEN

## 14'0"X31" ASTRO TOURING NEW

*"Pack all your gear and begin a new adventure"*

The Astro Touring is the board for a family day trip, a weekend exploring trip or even those far away expeditions you have been dreaming about. The new roller back pack makes it the ideal travel partner for any trip with a train, car, boat or on the plane. Just bring it along, pump it up and start exploring.

"While traveling on small planes to the outer ends of the world and paddling with equipment in difficult circumstances, I couldn't have wished for a better and more reliable board. I used this board paddling between the icebergs in Greenland, bringing all my gear and even spending one night on the board." ~Bart de Zwart

What makes this board different from the rest is the option to bring gear and still have a very stable and fast board. The new shape has a great outline for good glides and speed for any short or long journey. No matter how long your travels, the deck with bungee straps in the front and back offers a lot of options to bring gear. Use the special FCS inserts to attach your GPS, photo or drinking bottle. The Scotty inserts provides even more options to attach fishing gear or an outrigger.

Let the adventure begin!

\* We apologize for misprint in miniguide. The 14' and 12'6" Astro Touring use 6" dropstitch.



Riders: Rosie Houghton / Photographer: Graeme Murray / Location: New Zealand

## 12'6"X31" / 11'6"X30" ASTRO TOURING NEW

*"An improved shape for our most popular boards"*

Our Astro Touring boards have cruised lakes, rivers, bays and oceans all over the globe for the past two years. We have seen them on podiums of many local races. This updated new shape has been optimized with a better rail shape control, adjusted rocker and improved outline based on our new touring range. It offers better glide and efficiency, while keeping the same fantastic stability.

The longer an inflatable board is, the more flexible it becomes. Starboard's 12'6", 14'0" and 16'0" ZEN Touring boards attains maximum performance from utilising 6" drop stitch materials, while our 11'6" model uses 4.75" dropstitch.

Featuring 3/4 EVA deckpad, paddle holder and bungee tie downs for storage.



\* We apologize for misprint in miniguide. The 14' and 12'6" Astro Touring use 6" dropstitch.



12'6"x31" 11'6"x30"  
ZEN ZEN





Rider: Julia Forkel, Franz Orsi and Stefano Fiorito / Photographer: Franz Orsi and Stefano Fiorito / Location: Iceland

NEW

## 12'0"X33" ASTRO ATLAS

*"One of Starboard's favorite flatwater boards. Now portable in a back pack."*

A perfect blend of speed and stability, a fantastic cruising board that support a lot of weight, being it heavy bones or small passengers, probably our new best seller.

Featuring 3/4 EVA deckpad, paddle holder and bungee tie down for storage.

NEW

## 11'2"X32" ASTRO BLEND

*"Ultimate travel companion"*

The ultimate transportable flatwater-to-wave crossover. Extremely user friendly, the Astro Blend loves to be ridden or taken on a paddle cruise. The best bet for a family of riders of different ages and abilities.

Featuring 3/4 EVA deckpad, paddle holder and bungee tie down for storage.

NEW

## 10'5"X30" ASTRO DRIVE

*"New shape for the perfect flatwater-to-wave crossover."*

The Astro Drive is the perfect flatwater-to-wave crossover board for riders wanting lower volume and weight. This shape has been updated with a new tail and nose shape to better work with Astro rail shapes.

Featuring 3/4 EVA deckpad, paddle holder and bungee tie down for storage.



10'5"x30"  
ZEN



Neoprene Handle



10'5"x30"  
DELUXE



12'0"x33" 11'2"x32"  
DELUXE ZEN






Rider: Zane Schweitzer and Izzi Gomez / Photographer: Ben Thouard / Location: Tahiti

# 10'0"X35" ASTRO WHOPPER

*"The world's most popular shape"*

The world's favorite and most versatile shape available in inflatable. Everybody should own an Astro Whopper; Starboard's Swiss Army Knife board. Excellent for surfing, stretching, fitness, yoga and whitewater surfing. All this in a single backpack.

**Paddle holder**



**Bungee straps**



**10'0"x35"**  
**DELUXE**



Rider: Zane Schweitzer / Photographer: Ben Thouard / Location: Tahiti

# 9'0"X30" ASTRO CONVERSE

*"A real SUP to longboard crossover."*

The Astro Converse is a great inflatable replica of our renowned Converse. A proven design acclaimed the world over for its excellent longboard-style surfing capabilities. The extra volume makes catching waves a breeze.

# 8'2"X32" ASTRO WIDEPOINT

*"Simply fun!"*

The Astro Wide Point is a SUP for surfing travelers. It features an efficient rocker shape, flush quad fins and enough stiffness to be ridden with great joy. It's simple for "off the top" moves and catches waves easily due to its volume. You need to try this exciting toy to believe and understand how much fun and performance an inflatable wave board can offer.

**Astro Converse and Widepoint Deluxe in 4"**

The Astro Converse Deluxe is the full Deluxe construction including **lightweight Dropstitch** and **center composite stringer** that has been produced with shorter spacing Yarns at 4" (10cm) to have a thinner board that is more performant for the Surf.

**Astro Converse Zen in 4"**

The Astro Converse Zen is the full Zen construction including **reinforced Dropstitch** that has been produced with shorter spacing yarns at 4" (10cm) to have a thinner board that is more performant for the Surf.



**9'0"x30"**  
**ZEN**

**8'2"x32"**  
**DELUXE**






Rider: Warwick Jones and Justin Carter / Photographer: Nathan Secker / Location: Hall Arm Doubtful Sound Fiordland.

## 11'2"X40" ASTRO FISHERMAN 11'2"X40" ASTRO TENDER

*"The world's most stable SUP boards."*

**Fisherman:** Go fishing with two fishing-pole holders. Bring your "boat" with you on a bike, or the bus. It's a new chapter in mobile fishing, super-stable and with a cool non-skid of teak inspired EVA deck.

**Tender:** A great accessory for your yacht. Get back to the beach/harbor to purchase food and drinks and let the whole family have some extra fun. This incredibly stable and stylish looking hull enables you and your family to take part in the new adventure of paddle boarding.



Paddle holder



ASTRO TENDER



Rider: Jeremy Stephenson, Andrew Stephenson, Victoria Stuart, Dominic Stuart, Rosaria Davis and Summer Stephenson / Photographer: - / Location: New Zealand

## 11'2"X40" ASTRO EXPLORER

*"The world's first underwater viewing window"*

The first inflatable SUP with a cool window to view the sea bottom. The extra-stable hull shape makes it possible for several people to explore the underwater world. The perfect summer toy for "kids" of any age.



Viewing window cover



Underwater viewing window







Rider: Arabella Higgins, Adam Malinowski and Alina Gratschner/ Photographer: Sam D'Cruz | www.samdcruz.com / Location: Kanchanaburi, Thailand



## 11'2"X32" ASTRO YOGA CROSS OVER

NEW

*"Take the gym to the water!"*

Based on our composite Tiki Fit model we have now created an easily transportable fitness/yoga board - the Astro Yoga Crossover. At 11'2" x 32" it is the perfect board to blend your yoga workouts with your fitness workouts. With multiple attachment points for easily adding bungee exercise bands, you can now get a complete workout on the water.

The Crossover is equipped with a comfortable EVA shoulder carry handle, a neoprene carry handle on the tail, which also becomes a paddle holder, and a full 2mm EVA deck pad so you can stretch out on your next Savasana pose. Roll your board into an easy to carry rolling magic Astro bag and take your gym around the world.



Paddle holder

## 11'2"X40" ASTRO YOGA 40

*"Worlds most stable and comfortable Yoga board at 40" wide"*

With yoga enthusiasts moving from land to water, the Astro Yoga inflatable at 40" width, provides extra stability and comfort. The 3mm full deck crocodile skin EVA provides ultimate texture and feel. The fully padded bungee style carry handle on the side makes the board easy to carry. A minimalistic paddle holder on the tail provides smart paddle storage while exercising. You can take in the beauty and serenity of your environment while on a brisk paddle, then feel at peace while in your Meditative Lotus Pose. Simply imagine the blissful feeling of your hands trailing in the water while in Savasana. "Om . . ."

Equipped with shoulder carrying handle and paddle holder.



Shoulder carry handle







Rider: Dashama / Photographer: Margareta Engstrom / Location: The Sanctuary of Truth, Pattaya, Thailand and Miami Harbor



# 10'0"X35" ASTRO YOGA DASHAMA

NEW

*"This is the perfect solution for people who like to travel with their yoga boards."*  
~Dashama

The 10'0" x 35" yoga board line was inspired with both nature and function at heart. The colors aqua, blue green, are the primarily colors of the ocean, plants and sky. These are our earth's most blessed gifts. The water sustains life, the plants provide our fresh air to breathe, the sky portrays our limitless potential. The water drop, with ripples on the bottom, speaks to our intentions to Be The Change. Everything we do, no matter how small, contributes to and affects the bigger picture. One tiny action can create ripples that can make big positive impacts across all oceans and around the world.

The window is a symbol to show you there is a whole world beneath us: our oceans and waterways are vast, mysterious, unexplored territory. As we become connected to the world in the waters, we can understand the importance of preserving and protecting them even more.

The spiral star is a symbol of love: a sacred geometry. With Sri Yantra in the middle, which is like Ying Yang in India, it stands for balance and prosperity. The OM sign signifies unity of consciousness. The size is perfect for stability - just wide enough for all levels. A bit shorter than most race and leisure boards, which makes it easier to transport and more stable, especially for women.

The inflatable is my favorite. As we eliminate the need for Styrofoam and replace it with the eco-friendly option of air, we are moving in the sustainable direction. These boards are lightweight and portable. Rolled up, they easily travel in the new wheeling Astro bag, which can be carried on planes as checked luggage.

## Dashama yoga world tour teaching schedule:

View all events and register to attend at [www.Pranashama.org](http://www.Pranashama.org)

<b>Sept 1-7:</b>	Austria - yoga training retreat	<b>January 9-31:</b>	Dubai - 200 hour Pranashama yoga teacher training & supyoga teacher training with Kaya Yoga
<b>Sept 8:</b>	London, UK - yoga workshop		
<b>Sept 12-14:</b>	Isle of Man, UK - yoga weekend immersion	<b>March:</b>	Port Elizabeth, South Africa - dates TBA
<b>Sept 16:</b>	Southampton, UK - boat show event	<b>April:</b>	Hawaii - sup yoga teacher training
<b>Sept 21-25:</b>	Barcelona/ Costa Brava, Spain - Starboard conference	<b>May:</b>	Sydney, Australia - sup yoga teacher training with Yoga Beyond -dates TBA
<b>Sept 27-28:</b>	Germany - Starboard event?	<b>June 1-30:</b>	Bali - 300 hour Pranashama yoga teacher training & sup yoga teacher training
<b>October 9-12:</b>	Miami Beach, FL - sup yoga teacher training		
<b>Oct 23-28:</b>	Rio, Brazil - sup yoga teacher training retreat Club Med		
<b>November 13-16:</b>	Laguna Beach, CA - sup yoga teacher training w/ Sup Bliss		
<b>November 30:</b>	Tulum, Mexico - Total Transformation		
<b>December 6:</b>	Vacation retreat with Brett Hoebel		
<b>December 8-14:</b>	Puerto Aventuras, Mexico - sup yoga teacher training & Mayan Adventure Retreat with Laura Sykora		







Riders: Dan Gavere / Photographer: Greg Vondorsten and Jennifer Gullizia / Location: Jackson, WY and Portland, OR

## 9'6"X36" ASTRO STREAM

*"Mind-blowing performance for whitewater paddling"*

The Astro Stream sets a new standard in the whitewater class of sup as a stable, progressive, and bullet proof board that takes a first timer from navigating basic class 1 and 2 rapids and enjoying basic moving water to the ultimate in whitewater and river running performance for the intermediate and advanced paddler looking for a high fun factor, versatile, and durable board. The dual walled side rail construction gives it the bomber feel and this combined with the sandwich laminated biaxial composite stringer makes for an amazingly rigid board with zero twisting flex which is further enhanced by our torsion band rail wrapping system. Longitudinal rigidity is important for whitewater because the waves are coming from every different angle and the Stream delivers unbeatable rigidity for an Inflatable board. The compact design and massive amount of volume at 387 liters in a 9.6 makes it great for heavier paddlers, and takes on big water utilizing the extra volume to keep the board planing over the boils and eddy line swirls that commonly catch conventional ocean designs be used on the river. A deep concave into flat and slight v out the tail makes it fun to surf and doesn't catch or "trip on

the rail" as you exit and enter eddies. Designed with Dan Gavere who researched the outline and rocker profile to help make this the best choice for entry level and experienced paddlers. The fin system, configuration, and fin boxes have been modified for 2015 and we have gone to a quad fin system to offer the ultimate in turning performance, fin options, and tune-ability while retaining the ability to remove the fins completely for shallow water "creeking" and shallow rivers. Forward positioning on the fins further enhances whitewater performance for eddy turns, shallow water clearance, and river wave surfing. Deck bungee's, handles on all four corners and center along with the convenient stern and bow (hull mounted) stainless D-Ring for easy towing or line portaging rapids. Dan Gavere is often seen traveling with his trusty Stream board and his complete kit in the generously sized carry case included with the board so whenever he is on the river he will have his pfd, helmet, and shoes.

Dan Gavere  
STARBOARD SALES & EVENT MANAGER |  
NORTH AMERICA



WHITE WATER FIN



Rider: Mathieu Carpentier / Photographer: José Palacios Aguilar and Maria Obeso Del Castillo  
Location: Harbor of Santa Cruz, Spain

## 12'0"X28" OCEAN RESCUE

*"The safest and most innovative Ocean Rescue board in its class."*

We proudly present all lifesavers their most important tool.

To increase safety and to stay ahead of future regulations, we have created an extra chamber providing more than 150 Newton buoyancy. Even if one chamber punctures, the craft will not sink. We have increased the number of handles for the distressed person to hold from 10 to 12. The handles are made self-standing to ease the usage in any condition. Lifeguards can easily carry the rescued person on top of the board from water to vehicle. The double rail band technology makes the board even more robust with its .5+.7 mm rail thickness.

The 28" hull is narrow enough for prone paddling and knee paddling. The 6" linear dropstitch construction provides ample stability for stand-up paddling and patrolling. The 12'0" length offers great flat water speed and catches waves well. With its 315 liters it provides massive buoyancy for all types of rescue missions.

The board is robust, durable, light, strong, portable and speedy, all at the same time. Through Innovation and Quality, the Ocean Rescue board is ready to serve its mission with lifesavers worldwide.

### INTERNAL SECONDARY CHAMBER

For extra security an isolated chamber is located inside the board, providing more than 150 Newton buoyancy.



Internal secondary chamber









# KIDS

Get into the sport early with properly scaled gear allowing you to learn and evolve into the next pro generation.



	10'6"X24" ALL STAR JR.	10'6"X25" ASTRO JR.	8'0"X28" ASTRO TIKI	7'4"X25.5" ASTRO TIKI PRO
Shape:	-	Zen	Zen	Concave to double concave to heavy V on tail
Technology:	Custom Glass Carbon	Inflatable	Inflatable	ASAP
	50 kg	50 kg	50 kg	55 kg
	Single	Single	Single	Thruster/Quad
Thickness:	5.6"	4.0"	4.0"	3.5"
Volume:	150 L	143 L	110 L	78 L
Tail Width:	16.7"	13.4"	13.4"	11.2"
	 Race Ultra	 Dol-fin22"	 8" Fixed	 6 3/4" 4.5"
TRACKING	9.5	8.5	6.0	4.0
MANEUVERABILITY	4.0	4.0	6.0	9.0
STABILITY	6.0	7.0	8.0	3.0
SPEED	10.0	9.0	6.0	3.5



## BIG WINDS - JET TEAM

**Rider:** Vatea Boersma, Tyler Tschritter, Matix Springer and Christopher Riviello **Photographer:** Jennifer Gulizia / **Location:** Portland, OR

## 10'6"X25" ASTRO JR.

*"The Astro Junior is a great touring/racing board to get your kid into paddling in flat water."*

The outline and rocker offer maximum glide to get kids paddling a board correctly sized for them. The Astro Junior fits in a backpack and can be inflated in a few minutes. Astro technology is also the safest option for kids. German SUP Magazine: "Most probably the only real kids' board in the market. The Astro Junior Racer is 10'6"x25", a perfect board for 5 to 12 year old kids. The board is incredibly light, so kids can easily carry it alone."



ALL STAR JR. ASTRO JR.



**Rider:** Ollie Houghton / **Photographer:** Georgia Schofield / **Location:** Ohope, Whakatane

## 10'6"X24" ALL STAR JR.

*"A perfect board for future racers."*

We see younger and younger athletes at every race, many of them using a board that is proportionally too big for them. The All Star Junior is aimed for kids up to 40kg who don't yet have the power to paddle a 12'6" board up to hull speed. It is perfectly dimensioned to get the best speed for kids' strength and to ride in all conditions without being overwhelmed by the power of wind and ocean.



**Rider:** Billie Insull and Vanina Walsh / **Photographer:** Graeme Murray, Jim Walsh and Matty Schweitzer / **Location:** New Zealand and Maui



**Rider:** Vanina Walsh / **Photographer:** Jim Walsh / **Location:** New Zealand



**Rider:** Vanina Walsh / **Photographer:** Matty Schweitzer / **Location:** Maui

## 8'0"X28" ASTRO TIKI

*"The Tiki is probably the best option for kids to learn the basics of paddleboarding."*

The Astro technology will make the whole learning experience much more fun and safe. Light adults can also enjoy the board. Large plastic fins without sharp edges improve directional stability while being totally safe. The round nose and tail also gives a very user friendly experience while paddling and trying to catch little waves.

## 7'4"X25.5" PRO

*"Best board for kids to rip on in the waves"*

Based on the highest performance Pro board in our range, this shape is now available in ASAP construction, giving the best option for lightweight kids to learn to paddleboard. This shape will allow kids to evolve into high performance surfers.

Best suited for beginners up to 35kg, intermediate kids up to 55kg, and for advanced riders 55kg and up.



ASTRO TIKI

PRO





## WATERMAN PACKAGE MAXIMIZE YOUR WATERTIME

### WATERMAN PACKAGE

WindSUP Classic 5.5: the simple, lightwind rig. It is light, powerful and easy to assemble.

WindSUP Freeride ASAP: An easy board with a beautiful glide and smooth planing.

Enduro Tiki-Tech Adjustable paddle:



### INFLATABLE WATERMAN PACKAGE

WindSUP Compact 5.5: the 4 piece mast and 3 piece boom packed into a compact bag.

WindSUP Inflatable 11'6x30": Fast efficient glide, whether windsurfing or paddleboarding.

Three-piece Enduro Tiki-Tech paddle: Fits into the sail bag.



## WINDSUP WINDPOWER

*As the wind picks up, fit a Starboard WindSUP rig to your paddle board and enjoy the effortless glide of surfing with wind.*

Starboard offers five board models that include the option of adding wind power:

**The Electric WindSUP models** are thicker and fitted with retractable daggerboards that can also be completely removed with a click. We recommend the daggerboard to be extracted for windsurfing. The daggerboard should be fully removed for paddle use, to save weight.

**The Electric SUP models** do not have a retractable daggerboard but have small side-biter fins instead. This makes them more suitable for mostly paddleboarding with occasional windsurfing.

**The ASAP models** are built in Starboard's ultra-strong ASAP construction, with a thermo-EVA rail finish for user friendliness and added durability. The ASAP models are fitted with a fixed centre fin: they keep the weight low and make the boards more efficient

**The Inflatable Deluxe WindSUP models** are the only inflatable boards in the World to offer a retractable daggerboard for a true windsurfing experience. This combination of weight, durability, glide, maneuverability, comfort and safety have made them a favourite choice with windsurfing schools the world over.

**The Inflatable Zen WindSUP models** are inflatables fitted with a centre fin option instead of the daggerboard. This reduces the weight, the clutter and the assembly time. Our recommended option for users who paddle as often as they windsurf.

	Electric SUP	Electric WindSUP	ASAP	Inflatable Deluxe	Inflatable Zen	
9'0" x 30" Converse	x		x		x	For kids
10' x 34" Whopper	x	x	x	x	x	The stable, compact all-rounder
11'2" x 30" Blend	x	x	x	x	x	The all-rounder with extra glide
11'2 x 40 Tender				x	x	The most stable inflatable model
12' x 32" Big Easy		x				The all-rounder with extra stability
12' x 33" Atlas	x		x	x	x	The all-rounder with extra stability
12' x 36" Summerboard	x	x	x			The easiest learner jumbo model
12'2" x 30" Freeride	x	x				The most fun, fastest gliding model
11'6 x 30 Touring				x	x	The fast all-rounder inflatable model
12'6 x 31 Touring				x	x	The fastest, most efficient inflatable model



Compression strap and fin slot create paddle holder any carry handle

Fin slot with zipper

#### COMPACT PADDLE BAG

This bag can fit any of our adjustable 3 piece blade and shaft combinations. Stores great inside your Astro Inflatable Board Bag as well.

#### PADDLE SOCK

The polyester blend cloth sock is equipped with a drawstring closure, nylon carrying handle, for up to 2 paddles.

#### DOUBLE PADDLE BAG

Holds up to 2 paddles, features padded paddle protection and has the ability to fit all blade and shaft combinations.

#### TRAVEL PADDLE BAG

Roller wheels and two large separate compartments for your clothing. Plenty of room for 15 paddles or use the extra room for more clothing when you travel the world.

#### TRAVEL BAG, 7'1" TO 12'2"

- Air vent and zippered fin slots
- Generous length, extra durable, non corrosive bag zipper.
- 8mm thick foam padding.
- Shoulder strap.
- Compression middle strap.
- Heat reflecting bottom layer.

#### TRAVEL BAG, 12'6" TO 17'6"

- Air vent and zippered fin slots
- Generous length, extra durable, non corrosive bag zipper.
- 10mm thick foam padding.
- Shoulder strap.
- Compression middle & side strap.
- Heat reflecting bottom layer.



#### BLADE COVER

Padded blade protection fitting all blade sizes.

#### ELECTRIC PUMP

- The air flow is approx. 140 - 150 l/min
- Takes approx 3 minutes to inflate 18 PSI



#### DRY BAG

40 Liters  
Heavy Duty backpack style dry bag to keep belongings safe and dry with front mesh storage compartment.



#### IMPACT VEST

- CE approved
- Includes key pocket in front and storage pocket in the back.



#### LIGHTWEIGHT 6 PIECE DECK PAD



#### PRO PAD WITH 3M TAPE

Sizes 7'1" to 9'8"



#### RACE LEASH

#### SUPER LEASH

- Calf, Ankle and Racing options.
- 9mm strong cord surf leash
- 6mm light race leash
- Double stainless steel swivels
- Key pocket
- 8', 10' and 12' surf lengths or 8' coil race.



#### SURF LEASH



#### LONG HANDLE

Allows 30cm of adjustment and can be temporarily fixed in place using hot glue and re-adjusted later by applying heat with a hair dryer.



#### EVA HANDLE

Strong, lightweight handle with "EVA" for enhanced grip.





# LIFE SAVER BELT VEST



## THE 2015 STARBOARD LIFESAVER BELT VEST UL APPROVED TYPE V PFD (INFLATABLE LIFE JACKET)

The Starboard Lifesaver Belt Vest is a manually inflatable life jacket (personal floatation device - PFD) that is UL approved (the highest approval for PFD's). It manually inflates when the wearer pulls the firing handle and also features a mouthpiece to maintain inflation once it has been activated. The comfortable, convenient and lightweight design allows for a safer and more effective paddle. The unique design qualities offer safety and peace of mind - "wearing it without knowing it, until you need it". The Bright yellow lung fabric is highly visible and is further improved by the reflective patches on both lobes of the lung.

### KEY FEATURES:

- ATTACHED D-RING TO CLIP ON SMALL ACCESSORIES
- UNIVERSAL ADULT SIZE FOR PERSONS WEIGHING MORE THAN 80 LBS.
- US COAST GUARD APPROVAL



## CONQUEROR HYDRATION PACK

A well-hydrated athlete is a better performing athlete. Water intake is much simpler when using a hydration pack, you tend to drink more often. By having your hydration system connected to your body, it allows you to keep at your optimal performance capacity for the entire duration of your paddle - no distractions, easy to use sip tube, added comfort and a super light weight design allows you to stay hydrated with minimal effort.

### Specifications:

- 2L Hydration Compatibility • Air-Mesh Shoulder Straps • Air-Flow Padded Back System



## THE 2015 TRACE DAY PACK

The Trace Day Pack is designed for someone who needs to travel fast, light and in comfort. It's loaded with cool features that you'd find in a more expensive back pack, such as a secret passport pocket, air-flow padded back system, collapsible main pocket and a front organizer with a crush-proof, micro fiber, valuables compartment. If you are on the move - this Day Pack has all the nifty elements to cater for your needs.

### Specifications:

- 600D PU Polyester • 210D Branded Nylon Lining



## SAFETY VEST

The development behind the Starboard Impact Vest was conceived from the belief that it will continue to help push the boundaries that our Starboard Waterman is achieving in all spheres of the ocean. This ultimate survival piece has been carefully designed with buoyancy foam, comfort control belt, hands free SUP paddle loop, soft fleece lining, mesh pockets and front zip. Built for survival.

### Specifications:

- Anatomical fit • 210D Hex Ripstop Nylon



## THE 2015 TEAM STARBOARD SNAP-BACK CAP

This snapback cap is a classic 5-panel adjustable cap with a mesh backing, and a strap fasten buckle. The 5-panel layout gives it a more "boxed" look and is very similar to a trucker hat. It also features an embroidered Tiki across the front profile and Team Starboard above the strap.

### Specifications:

- 92% Polyester • 8% Spandex



## THE 2015 MEN'S DOWN JACKET

The 2015 Men's Down Jacket is the perfect go-to jacket for winter. The windproof outer-shell is packed with the perfect combination of down and feather to keep you heated at the core where you need it most. This super light and windproof down jacket has a front zip closure, oversized hood with a neck drawstring and clip closure for a secure fit - keeping your neck covered and protected during all conditions. It also features an inner drawstring at the bottom hem to adjust the tightness around your waist.

### Specifications:

- Regular fit • 90 % Down • 10% Feather • 100% Nylon Outer-shell



## THE 2015 MEN'S CREW BOARDIES BLUE

Here at Starboard it is our constant quest to develop the perfect pair of Board Shorts for all your watersports activities. The Men's Crew boardies are a modern performance fit that is designed for everyday activities whether in the surf, at work or in the outdoors.

### Specifications:

- 4-Way stretch fabric • Water repellent coating
- 97% Polyester • 3% Spandex



MENS TEES



KIDS TEE



MENS SHIRTS



MENS HOODS AND PULLOVERS



LADIES TEES



LADIES HOODS AND PULLOVERS



JACKETS



WATER PROOF PACK



INFLATABLE LIFE JACKET



CAPS



BAGS



MENS NEOPRENE



LADIES NEOPRENE



MENS THERMAL



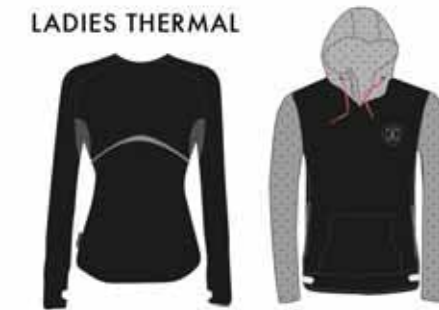
FREESTYLE BIKINI



SAFTY VEST



LADIES THERMAL



LADIES WET SHIRT



LADIES BOARDIES



MENS WET SHIRT



MENS BOARDIES



MENS SHORTS



MENS LYCRAS



LADIES LYCRAS





# NETWORK



## CORPORATE HEAD QUARTERS

Starboard World Limited  
C/O Level 28 Three Pacific Place,  
1 Queen's Road East, Hong Kong

## REPRESENTATIVE OFFICE

[Thailand]  
Ph : 66 2 316 5089  
Fax : 66 2 316 5091  
E-mail : info@star-board.com

## ARGENTINA

DEPORTES EXTREMOS S.A.  
Ph : 54 11 4792 1133  
Fax : 55 11 4792 1133  
E-mail : info@hardwind.com

## ARUBA

Fiberworks N.V.  
Ph : 297 5866654  
Fax : 297 5861838  
E-mail : theboardwalk@setarnet.aw

## AUSTRALIA

Auswind  
Ph : 618 9244 4446  
Fax : 618 9244 4448  
E-mail : sales@auswind.com.au

## AUSTRIA

Fanagus ag  
Ph : 41 41 763 18 08  
E-mail : info@fanagus.ch  
Web : www.fanagus.ch

## BELGIUM

Fox Sports  
Ph : 31 50 3110845  
Fax : 31 50 3137393  
E-mail : info@fox-sports.nl

## BERMUDA

ISLAND WINDS  
Ph : 1-441-234-1111  
Fax : 1-441-516-1111  
E-mail : info@islandwindsbermuda.com  
Web : www.islandwindsbermuda.com

## BONAIRE

Bonaire Windsurf Place  
Ph : 599 7172288  
Fax : 599 7175279  
E-mail : theplace@telbonet.an

## BRAZIL

WG Comércio Exterior Ltda.  
Ph : +55 31 3491-4010  
Fax : +55 31 3491-4010  
E-mail : contato@starboardbrasil.com.br  
Web : www.starboardbrasil.com.br

## BRITISH VIRGIN ISLAND

BVI SUP CO  
Ph : 1 284 494 8850  
Fax : 1 284 494 4877  
E-mail : bvisupco@gmail.com

## BULGARIA

Eurosite Ltd  
Ph : 00359 2870 3084  
Fax : 00359 2870 3084  
E-mail : lazarov.v@viv-isomatic.com

## CANADA

Trident Performance Sports Inc.  
Ph : 604 929 9626  
Fax : 604 929 4955  
E-mail : info@tridentsports.com

## CHILE

COMERCIAL E IMPORTADORA WSC S.A.  
Ph : 562 211 1959  
Fax : 562 211 5735  
E-mail : info@windsurfingchile.com

## COLOMBIA

Representaciones Tametco  
Ph : 572 4482480  
Fax : 572 4422718  
E-mail : gerente-tam@tametco.com

## MAAYAN SAS

Ph : 6377250  
E-mail : livingcouture@hotmail.com

## CROATIA

AB ORIGINAL d.o.o  
Ph : 385 1 3630921  
Fax : 385 1 3630923  
E-mail : surfmania@surfmania.net  
Web : www.surfmania.net

## CURACAO

Windsurfing Curacao N.V.  
Ph : 5999-7380883  
Fax : 5999 7384555  
E-mail : ingmar@windsurfingcuracao.com  
Web : www.supcuracao.com

## CYPRUS

Windsurfing Center  
Ph : 357 25 341933  
Fax : 357 25 35589

## EIGHTSMILEYS

Ph : +357 99355191  
E-mail : eightsmileys@hotmail.com  
Web : www.sup.com.cy

## CZECH

PROJEKT-17 S.R.O.  
Ph : 420 608949988  
Fax : 420 257327125  
E-mail : p.hrdina@volny.cz

## DENMARK

Nautic Surf & Ski A/Sk  
Ph : 45 97 122965  
Fax : 45 97 122412  
E-mail : hr@nautic-surfogski.dk

## DOMINICAN

Vela/Spinout/Dare2fly  
Spin Out Sports  
Ph : 1 809 571 0805  
Fax : 1 809 571 0856  
E-mail : info@velacabarete.com

## EGYPT

NEW CAIRO SAILING  
Ph : 20 2 26076144  
Fax : 20 2 26079231  
E-mail : max@laskites.com

Surf More WS station  
Ph : 20 6 93642533  
Fax : 20 1 81134948  
E-mail : misha@surfmore.ru

## ESTONIA

Extreme Sport Ltd.  
Ph : 372 6062202  
Fax : 372 606 2201  
E-mail : ermo@extreme.ee

## FINLAND

Rautio Sports  
Ph : 358 8 460085  
Fax : 358 8 462751  
Mobile : 358 04 00617267  
E-mail : jarno.rautio@rautio.fi  
Web : www.rautio.fi

## FRANCE

E-mail : info@star-board.com

## FRENCH POLYNESIA

T 10  
Ph : 689 77 41 38  
E-mail : t888@mail.pf

## GERMANY

APM MARKETING GMBH  
Ph : 49 8171 387080  
Fax : 49 8171 3870812  
E-mail : team@apm-marketing.de

## GREECE

BOUFIS VAGGELIS  
Ph : 30 2 29 4400472  
Mobile : +30 6944250935  
E-mail : info@rightstuff.gr  
Web : www.rightstuff.gr

## SPORTOP

Ph : 30 2 10 94032888  
Fax : 30 2 10 3404411  
E-mail : sportop@otenet.gr  
Web : www.sportop.gr

## HAWAII

Sky Hi USA  
Maui, Hawaii  
Ph : 808 264 5293  
E-mail : karen@skyhiusa.com

## HONG KONG

Wind N' Surf Int'l Ltd. - X Game  
Ph : 852 2366 3017  
Fax : 852 2366 3671  
E-mail : ken@xgamehk.com

## HUNGARY

Hi-Surf Ltd.  
Ph : 36 1 214 9054  
Fax : 36 1 214 9054  
E-mail : hi-surf@hi-surf.com  
Web : www.hi-surf.com

## INDONESIA

JONNI MORRISON-DEAKER  
Ph : 62 361 735858  
E-mail : jonni@ripcurlschoolofsurf.com

## ISRAEL

Freegull Sea Sports LTD  
Ph : 972-74-7012930  
Mobile : 972-52-2852030  
972-52-4383707  
E-mail : freegull@wind.co.il

## ITALY

FANAGUS AG  
Ph : 41 41 763 18 088  
E-mail : Info@fanagus.ch  
gianpiero@pandorasrl.net

## JAPAN

STARBOARD JAPAN  
Ph : 522692675  
Fax : 522692677  
E-mail : info@Starboard-Japan.com

## KALININGRAD

OOO "TOP"  
Ph : 7 4012 918197  
E-mail : fblast@mail.ru

## KOREA

WOOSUNG I.B.CO.,LTD.  
Ph : 82 32 550 1000  
E-mail : kevin@zebec.co.kr

## LATVIA

B&L GROUP SIA  
Ph : 371 7374809  
Fax : 371 7374853  
E-mail : ansis.dale@bnlgroup.lv

## LITHUANIA

MB VALHALA  
Ph : 370 37763909  
Fax : 370 37312825  
E-mail : info@bures.lt

**MADAGASCAR**  
Sakalava nautique E.U.R.L.  
Ph : 261 32 04 512 39  
Fax : 334 77 44 21 02  
E-mail : adrienbel@hotmail.com

## MALAYSIA

OXBOLD SPORTS  
Ph : 019-6638336  
Fax : 603-22832505  
E-mail : steven@oxbold.com

## MARTINIQUE

Windsurf Shop SAS  
Ph : 596 696 261687  
Fax : 596 596 787778  
E-mail : remi@star-board.com

## MAURITIUS

WATERSPORTS & LEISURE DISTRIB-UTORS LTD  
Ph : (230) 483 50 60  
Fax : (230) 483 50 38  
E-mail : dhenryjphboathouse@intnet.mu  
Web : www.blackriver-mauritius.com

## MEXICO

Pacific Paddle Surf  
Ph : 322 123 3034  
E-mail : afiner@me.com  
Web : www.pacificpaddle.net

## MONTENEGRO

Montenegro+ d.o.o.  
Ph : 382 69674012  
E-mail : js@montenegroplus.me

## NEPAL

GURKHA OUTDOORS PVT. LTD  
Ph: 00977-61-467015  
Fax: 00977-1-5521949  
E-mail: supnepal01@gmail.com

## NETHERLANDS

Fox Sports  
Ph : 31 50 3110845  
Fax : 31 50 3137393  
E-mail : info@fox-sports.nl  
Web : www.fox-sports.nl

## NEW CALEDONIA

Planet Reef  
Ph : 687 79 12 16  
E-mail : planetreef@mls.nc

## NEW ZEALAND

SUPSNZ.COM  
Ph : 64 9 5704636  
Fax: 64 9 5273209  
E-mail : jeremy@supsnz.com  
Web : www.supsnz.com

## NORWAY

SUP.NO/NANSEN GROUP  
Ph : 47 93613953  
Fax : 47 93613953  
E-mail : info@sup.no  
Web : www.sup.no

## PANAMA

ShokoGi inc  
e-mail : shokogi.kite@gmail.com

## PERU

Hidrenaline Haus Sac  
Ph : 51 991664415  
E-mail : vive@hidrenaline.com  
Web : www.hidrenaline.com

## PHILIPPINES

Starboard Philippines Inc  
Ph : 632 8931536  
Fax : 632 8931536  
E-mail : starboardphilippines@gmail.com

## POLAND

A&M SP Z O.O. w organizacj  
Ph : 48604129000  
E-mail : steveallen@steveallen.pl

## PORTUGAL

Beyond Boards Lda  
Ph : +351 91 797 0488  
E-mail : info@beyond-boards.com  
Web : www.beyond-boards.com

## PUERTO RICO

Jose A Sierra  
Ph : (787)758-8604  
Fax : (787)758-4139  
E-mail : nonosierra@yahoo.com

## REUNION - MAYOTTE - SEY-CHELLES

CDNOW  
Ph : 262 262331629  
Fax : 262 262398365  
E-mail : reydenis@wanadoo.fr

## RUSSIA

Olympica-Sportland Co  
Ph : 7 495 5182317  
Fax : 7 495 5182317  
E-mail : marketing@sport-land.ru

## SAUDI ARABIA

Shamal Sport  
Ph : 96 6334 17550  
Fax : 96 6334 16990  
E-mail : yarmmit@yahoo.com

## SINGAPORE

Mana Mana Singapore Private Ltd.  
Ph : 65 6339 8878  
Fax : 65 6339 5352  
E-mail : enquiries@manamana.com  
Web : www.manamana.com

## SLOVENIA

Colby d.o.o.,  
Ph: 386 (0) 1 530 5 630  
Fax: 386 (0) 1 530 5 634  
E-mail : zan.strnad@colby.si

## OCEAN STOJAN VIDAKOVIC S.P.

Ph : 386 2 429 5100  
Fax : 386 2 429 5101  
E-mail : vidax@siol.net

## SOUTH AFRICA

Joluka (Pty) Ltd.  
Ph : 27 113140795  
Fax : 27 113144525  
E-mail : sales@star-board.co.za  
Web : www.star-board.co.za

## SPAIN

G.B.T. - 3 Distriduciones S.L.  
Ph : 34 91 6516636  
Fax : 34 91 6512516  
E-mail : gbt3@gbt3.es

## SWEDEN

Kayaktiv AB  
Ph : +46241 223 61  
Fax : +46 241 223 62  
E-mail : info@kajaktiv.se  
Web : www.kajaktiv.se

## SWITZERLAND

Fanagus ag  
Ph : 41 41 763 18 08  
E-mail : info@fanagus.ch  
Web : www.fanagus.ch

## TAIWAN

CHONG LIANN INTERNATIONAL CO., LTD.  
Ph : 886-37-552 401  
Fax : 886-37-552 874  
E-mail : info@spot.com.tw  
Web : www.spot.com.tw  
FB : www.facebook.com/spottaiwan

## THAILAND

Amara Watersports Co.,Ltd.  
Soi 14 Najomtein Pattaya  
Ph : 6681-8629958  
Fax : 038-233276  
E-mail : amwthailand@gmail.com  
Web : www.amarawatersports.com

## TURKEY

JIMMY DIAZ  
Ph: 90 532 7020213  
E-mail: jidiaz@attglobal.net

## UAЕ

Dukite sports equipment L.L.C  
Ph : 971507586992  
E-mail : info@dukite.com  
Web : www.dukite.com

## UK

Tushingham Sails  
Ph : +44 (0)1803 717140  
Fax : +44 (0)1803 712141  
E-mail : info@tushingham.com  
Web : www.tushingham.com/sup

## UKRAINE

SPORT LIDER  
Ph : 38 044 463 7942  
Fax : 38 044 463 7943  
E-mail : petr@eltrade.com.ua

## URUGUAY

Water Sports Mercosur  
Ph : 59 8 29088650  
E-mail : ricardo@ptzenergy

## USA

Trident Performance Sports Inc.  
Ph : 604 929 9626  
Fax : 604 929 4955  
E-mail : info@tridentsports.com

## VENEZUELA

Surf Paradise Shop, C.A.  
Ph : +58 2952639297  
Fax : +58-295-263-9859  
E-mail : windshop@grupoparadise.com

## VIETNAM


DNTN TRANG TRON  
Ph : 84 62 847 405  
Fax : 84 68 847 160  
E-mail : pascal@windsurf-vietnam.com



# PHOTOGRAPHERS




MARGARETA ENGSTROM



JOHN CARTER



RICHARD HALLMAN



NATHAN SECKER



TANAVUT WATTANASOMWONG



BEN THOUARD



MATTY SCHWEITZER



SAM D'CRUZ



ROY



ZACH MAHONE



FRANZ ORSI



JAMIE SCOTT



GEORGIA SCHOFIELD



JENNIFER GULIZIA

# MARKETING TEAM

Thanks to the world renowned SUP photographers and our hard working graphic designers, we are pleased to bring you our best product range of Tiki toys ever assembled.

You push us to push ourselves. From boards to paddles to accessories, our product team has once again redefined SUP IQ: Innovation and Quality! Our team riders continue to impress us with their Gold Medal winning performances, leading the Stand Up World Tour and Racing Series, and by winning the Ultimate SUP Showdown in both men's and women's divisions; even SUP expeditions are getting longer and more daring each year.

With our new line up of Touring boards, you too can head out, set your own course and create your own adventures. You said, "it's getting expensive to fly with a 12' board." We listened. Our extensive Astro inflatable range is now more easily inflated with the V8 double action pump and more easily transported with our new Astro rolling bag. We redesigned each piece of the puzzle in order to improve every aspect of your SUP experience.

We thank you for all your support and confidence in our brand. Now let's live the Tiki Life together. See you on the water soon!  
~ Starboard Marketing



# CAREN FORBES

SUP MARKETING MANAGER

